



**DIRECTORATE GENERAL OF SHIPPING**

# **ANNUAL STCW REPORT NAUTICAL 2024**

**MINISTRY OF PORTS, SHIPPING & WATERWAYS  
GOVERNMENT OF INDIA**



**Published By-**



## **Directorate General of Shipping**

Examination, Assessment & Certification (EAC) Branch,

Nautical Wing,

Directorate General of Shipping,

9th Floor, Beta Building,

I-Think Techno Campus,

Kanjurmarg (East),

Mumbai - 400 042

Email: [nt-dgs@nic.in](mailto:nt-dgs@nic.in)

**Date of issue: 30.07.2025**

This report is also available on the Directorate General of Shipping website:

[www.dgshipping.gov.in](http://www.dgshipping.gov.in)



## **SHRI SHYAM JAGANNATHAN, IAS**

### **DIRECTOR GENERAL OF SHIPPING GOVERNMENT OF INDIA**



India takes immense pride in its maritime legacy and particularly on the quality of the seafarers which are working around the world on both Indian and Foreign Flag vessels. These Seafarers who are the backbone of global trade and maritime operations, are trained, certified, and equipped to meet the highest international standards. With this context, I take the privilege to present this annual STCW (Standards of Training, Certification and Watchkeeping) Report 2024, which highlights our key achievements and milestones for the year. This report serves as a moment of reflection, an opportunity to learn, evaluate, and strengthen our performance both as a maritime nation and as an administrative authority committed to excellence in seafarer training and certification.

The shipping industry is evolving rapidly, and the STCW Convention 1978, as amended continues to play a critical role in preparing our seafarers for emerging challenges in technology, safety, and sustainability. As a maritime administration, we are responding to these changes by modernising our systems and enhancing the efficiency and accessibility of our processes.

It is important to acknowledge that the Directorate General of Shipping does not carry this responsibility alone. Our progress is made possible by the tireless efforts of examiners, auditors, surveyors, training institutions, and all our stakeholders. Each certificate issued is more than a qualification, it is a reflection of our shared commitment to quality, integrity, and global trust.

I extend my sincere gratitude and appreciation to all our partners and look forward to their continued support as we work together to strengthen India's maritime capabilities and global standing. As a proud signatory to the STCW Convention 1978, India remains resolutely committed to upholding the highest standards in seafarer training, certification, and watchkeeping.

Let me also take this opportunity to commend the Nautical Wing in their efforts in the Examination, Assessment and Certification activities as well as the STCW report curated by them.

## **CAPT. ABUL KALAM AZAD**

### **NAUTICAL ADVISOR (I/C) GOVERNMENT OF INDIA**



As Chief Examiner of Master & Mates, I'm pleased to present the 2024 Annual STCW Report for the Nautical Wing. This reflects the maritime community's commitment to high training and certification standards. With the industry evolving rapidly, the STCW Convention remains key in preparing mariners for modern challenges in technology, safety, and sustainability.

**I am particularly heartened to highlight some of the remarkable achievements detailed in this report:**

- A record-breaking 3,597 Certificate of Competency (COCs) for foreign-going vessels were issued in 2024, marking the highest in the past five years.
- A total of 10,840 COPs — including 7,550 Deck Watchkeeping and 3,290 Able Seafarers Deck COPs were issued in 2024 for Deck Ratings. A total of 22,654 DCEs were issued for Tanker Operations reinforcing job readiness and specialised safety training.
- MMD Mumbai recorded a five-year high in 2024, issuing 68 Basic COPs for POLAR Water Operations and 50 Advanced COPs for POLAR Water Operations.
- Training institutes demonstrated strong outcomes in 2024, with high passing percentage: Second Mate – 73.24%, First Mate Phase I – 72.4%, First Mate Phase II – 76.67%, and Master FG – 77.27%.
- In a first, 2,006 certificates were endorsed in 2024 by the Directorate General of Shipping for Indian Naval personnel shifting to the Merchant Navy.

These statistics highlight the growing global competitiveness of Indian seafarers, with improving pass rates reflecting effective training and candidate commitment. However, variations across programs, especially NCV pass rates ranging from 56.98% to 65.42%, indicate scope for improvement. There is also a need to increase NCV-grade officers to support coastal shipping, and the Directorate remains committed to promoting this through a focused approach.

I thank the administration, training institutes, examiners, and especially our seafarers for their dedication. Their efforts help India produce skilled mariners who uphold the highest standards. Moving forward, let's use this report's insights to strengthen training, refine certification, and promote safer, more sustainable maritime operations.

Thank you for your continued dedication to the advancement of maritime education and training in India. Together, we are charting a course for excellence in the maritime industry.

I sincerely acknowledge the efforts of Capt. Ravi Singh Sikarwar, NS, DGS, and his team in preparing the report under the able guidance of Capt. Anish Joseph, Dy NA, DGS.

## **CAPT. RAVI SINGH SIKARWAR**

**Nautical Surveyor-cum-DDG (Tech.)**



I am pleased to present the STCW 2024 Report from the Examination, Assessment, and Certification (EAC) Branch of the Nautical Wing. This report reflects our dedication and commitment to preparing well-trained and competent seafarers, ready to meet global standards.

We are also proud to report that examination results are now being declared on time each month. We have taken strict measures to detect and prevent fraudulent certification. Upholding the integrity of India's seafarer certification system is central to maintaining the global reputation and trust earned by Indian seafarers. We take great pride in the fact that this remains our highest commitment.

The EAC Branch remains committed to strengthening its systems through technology adoption, policy improvements, and continuous stakeholder engagement. We actively seek feedback from candidates, examiners, and training institutions to build a more responsive and effective system.

This report stands as a reflection of our journey, and a reminder of the shared responsibility we carry in shaping the future of maritime training and certification in India.

Lastly, I sincerely acknowledge and appreciate my team's effort at the EAC Nautical Branch. Their dedication and quiet determination behind the scenes make all the difference. From timely result declarations to certificate issuance, to logistical support. This journey would not be possible without their daily efforts, and I deeply value each one of them.

# Table of Content : PART - A ( STCW Certificates Issued by DGS / MMDs )

## 1.INTRODUCTION

09

- 1.1 Overview of STCW Certification and its Importance
- 1.2 Purpose of the Report
- 1.3 Executive Summary

## 2. CERTIFICATE OF COMPETENCY ISSUED FOR FOREIGN-GOING AND NEAR-COASTAL VOYAGE (NCV) GRADES:

11

- 2.1 Foreign-Going Grades.
- 2.2 Near-Coastal Voyage (NCV) Grades.
- 2.3 Certificate of Competency and certificates endorsed issued to Indian Navy Personnel

## 3. CERTIFICATE OF EQUIVALENCE (COE) FOR FOREIGN COCs

14

- 3.1 COE Issuance Statistics
- 3.2 New and Renewal COEs

## 4. GLOBAL MARITIME DISTRESS AND SAFETY SYSTEM (GMDSS -COC)

15

- 4.1 GMDSS COC Issuance by Mercantile Marine Department
- 4.2 Trends and Analysis

## 5. COPS FOR POLAR WATER OPERATIONS

16

- 5.1 Basic COPs for Polar Water Operations
- 5.2 Advanced COPs for Polar Water Operations

## 6. CERTIFICATE OF PROFICIENCY (COP) IN ADVANCED TANKER OPERATIONS.

17

- 6.1 Advanced Oil Tanker Endorsements
- 6.2 Advanced Chemical Tanker Endorsements
- 6.3 Advanced Gas Tanker Endorsements

## 7. CERTIFICATE OF PROFICIENCY (COP)

20

- 7.1 COP in Rating Forming Part of Navigational Watch and Able Seafarer Deck
- 7.2 COP in IGF Basic
- 7.3 COP in Basic Oil & Chemical Dangerous Cargo Endorsement (DCE) Deck
- 7.4 COP Gas Dangerous Cargo Endorsement (DCE) Deck



# Table of Content : PART - B (Performance of Maritime Training Institutes)

## 1.INTRODUCTION

23

- 1.1. Overview of Programs
- 1.2. Executive Summary (Part B)

## 2. SECOND MATE OF FOREIGN GOING SHIP

25

## 3.FIRST MATE OF FOREIGN GOING SHIP (PHASE -1)

30

## 4.FIRST MATE OF FOREIGN GOING SHIP (PHASE -2)

35

## 5.MASTER OF FOREIGN GOING SHIP

40

## 6. MASTER OF NEAR COASTAL VOYAGE

43

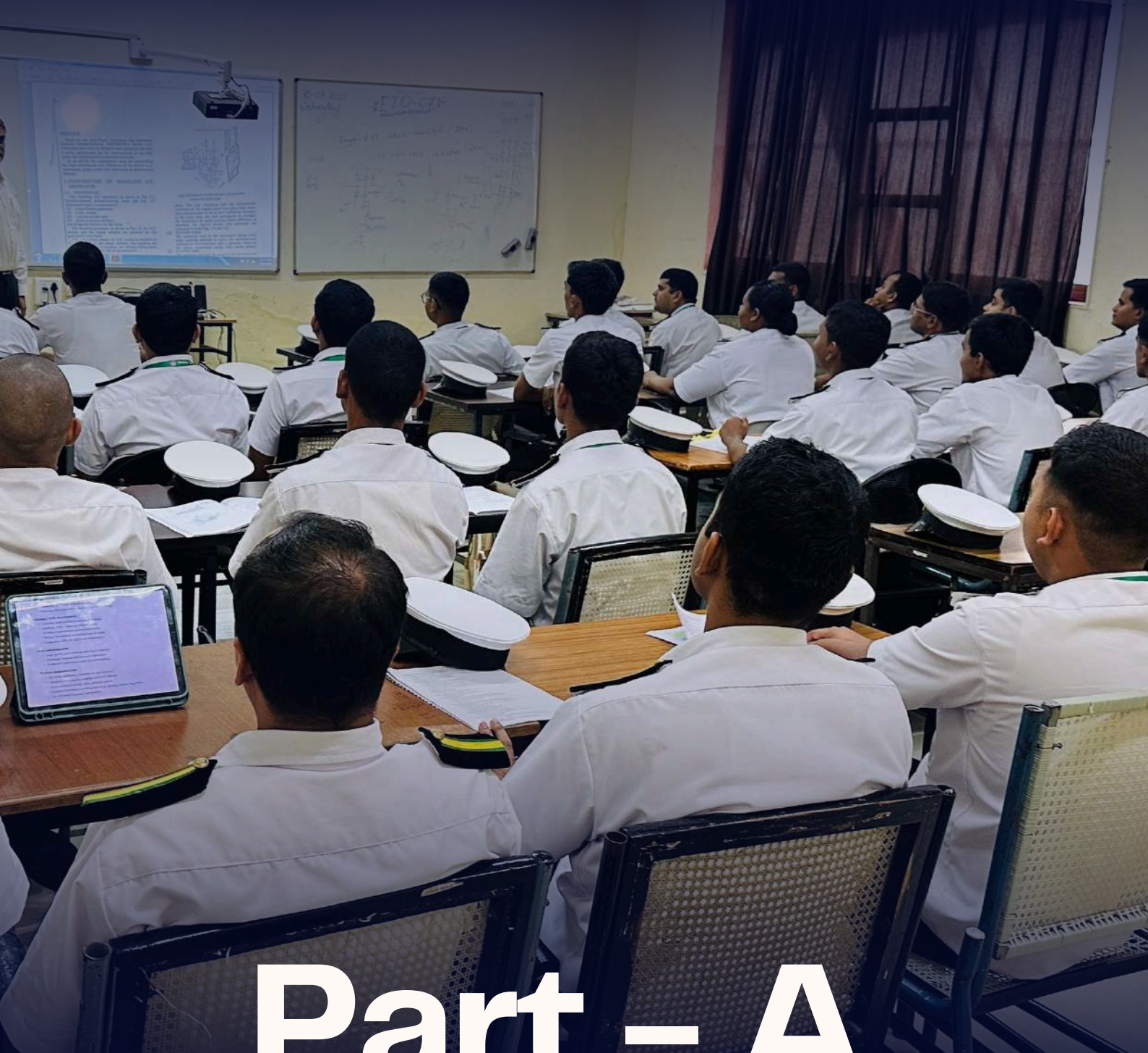
## 7.CHIEF MATE OF A NEAR COASTAL VOYAGE

43

## 8.NWKO OF A NEAR COASTAL VOYAGE

44





# Part – A

## STCW CERTIFICATES ISSUED BY DGS / MMDs

# 1. INTRODUCTION

## 1.1 Overview of STCW Certification and its Importance.

The Standards of Training, Certification, and Watchkeeping for Seafarers (STCW) Convention, established by the International Maritime Organization (IMO), represents a coherent and globally recognized framework for ensuring the competence of maritime professionals. It defines essential requirements for training, certification, and watchkeeping, thereby reinforcing the operational safety and regulatory compliance of vessels across international waters.

At its core, the STCW Convention is designed to ensure that seafarers possess the requisite knowledge, skills, and qualifications to perform their duties effectively. In doing so, it promotes a culture of safety, safeguards marine environments, and enhances the overall well-being of personnel working at sea. By standardizing these expectations across jurisdictions, the Convention serves as a critical instrument in preventing incidents, reducing risk exposure, and maintaining seamless maritime operations.

In the context of ongoing technological advancements and evolving environmental and safety regulations, the relevance of STCW certification has become increasingly strategic. It not only certifies individual competence but also builds institutional confidence in a workforce that must adapt continuously to complex and dynamic maritime challenges. Thus, STCW functions not merely as a compliance standard, but as a catalyst for operational excellence and global interoperability in seafaring practice.

## 1.2 Purpose of the Report

The Annual STCW Report 2024 presents a comprehensive account of the Directorate General of Shipping's certification and training initiatives undertaken between January and December. It compiles data on the issuance of Certificate of Competency (COCs), Certificate of Proficiency (COPs), and various Dangerous Cargo Endorsements (DCEs). In addition, the report highlights measures implemented to ensure compliance with international standards, including inspection protocols, administrative actions, and regulatory improvements. These efforts underscore the Directorate's role in reinforcing a robust and accountable certification system aligned with the evolving needs of the maritime sector.

Beyond certification statistics, the report features a detailed assessment of the performance of maritime training institutes nationwide. It evaluates institutional outcomes based on pass rate trends, instructional quality, infrastructure capacity, and examination efficiency. This analysis provides clarity on areas of excellence as well as those needing focused interventions. By offering a data-driven view of training effectiveness, the report serves as a valuable tool for continuous improvement. It aims to guide stakeholders in aligning their efforts with global expectations, thereby contributing to the development of a competent, reliable, and future-ready maritime workforce.



# 1.3 Executive Summary

## Overview

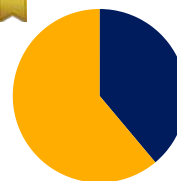
The STCW Annual Report 2024 offers a comprehensive and carefully curated overview of the maritime administration's certification activities and accomplishments throughout the past year. Demonstrating a steadfast commitment to excellence, the report highlights significant advancements in training, a marked increase in certificate issuance, and strengthened quality assurance processes.

## Certificate of Competency (COC) – Issued in 2024



3597

A total of 3,597 Certificate of Competency (COC) were issued for foreign-going vessels, marking a slight but notable increase from 3,559 in 2023. This represents a 1.07% year-on-year growth, making it the highest number issued in the last five years.



35%

in MMD Mumbai

2,788 GMDSS Certificate of Competency were issued through MMD Mumbai. While all MMDs remained active in certification efforts, Mumbai handled a comparatively higher volume within the overall framework.

## COP Deck Ratings – Overview

- ▶ A total of 10,840 Certificate of Proficiency were granted in 2024.
- ▶ This reinforced the global readiness and credibility of the Indian seafaring workforce.
- ▶ This upward trend in certifications has further enhanced the global employability of Indian seafarers.



COPs - Navigational  
Watch Rating



COPs - Able Seafarer  
Deck Rating

- ▶ In 2024, 2,006 certificates were issued to Indian Naval personnel joining the Merchant Navy — the highest ever in a year.
- ▶ This initiative expanded employment avenues while enriching the merchant fleet with skilled manpower.

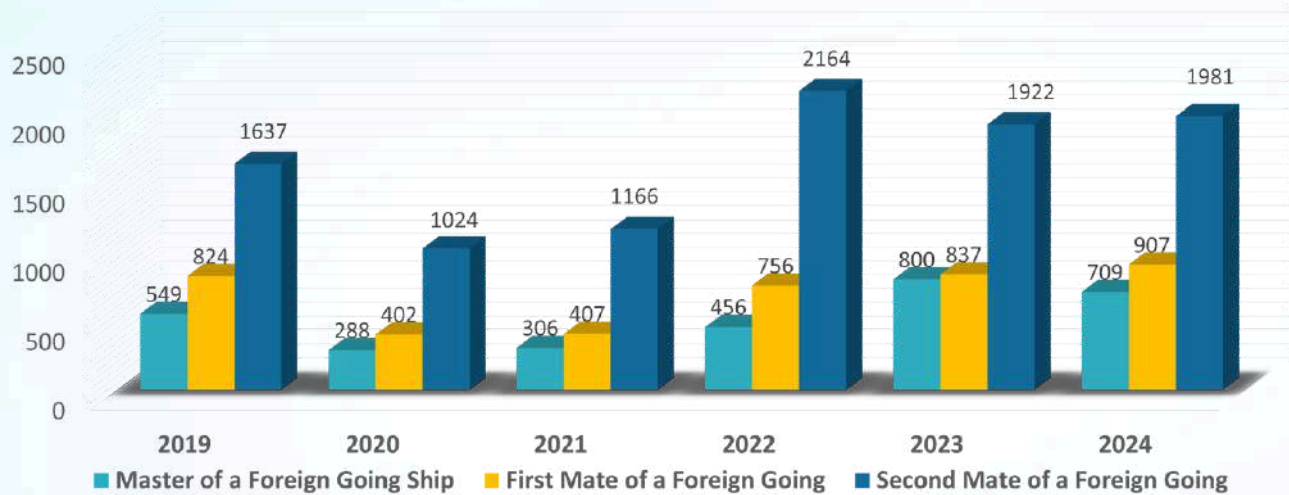


## 2. Certificate of Competency issued for Foreign going and Near-Coastal Voyage (NCV) Grades:

### 2.1 Foreign Going Grades:

Certificate of Competency issued for Foreign-Going Vessels						
	2019	2020	2021	2022	2023	2024
Master of a Foreign Going Ship	549	288	306	456	800	709
First Mate of a Foreign Going	824	402	407	756	837	907
Second Mate of a Foreign Going	1637	1024	1166	2164	1922	1981
Total	3010	1714	1879	3376	3559	3597

Foreign Going Grade COCs Issued



### Key Metrics

In 2024, a record total of 3,597 Certificate of Competency (COCs) were issued, reflecting an overall upward trend in certifications. This increase indicates:

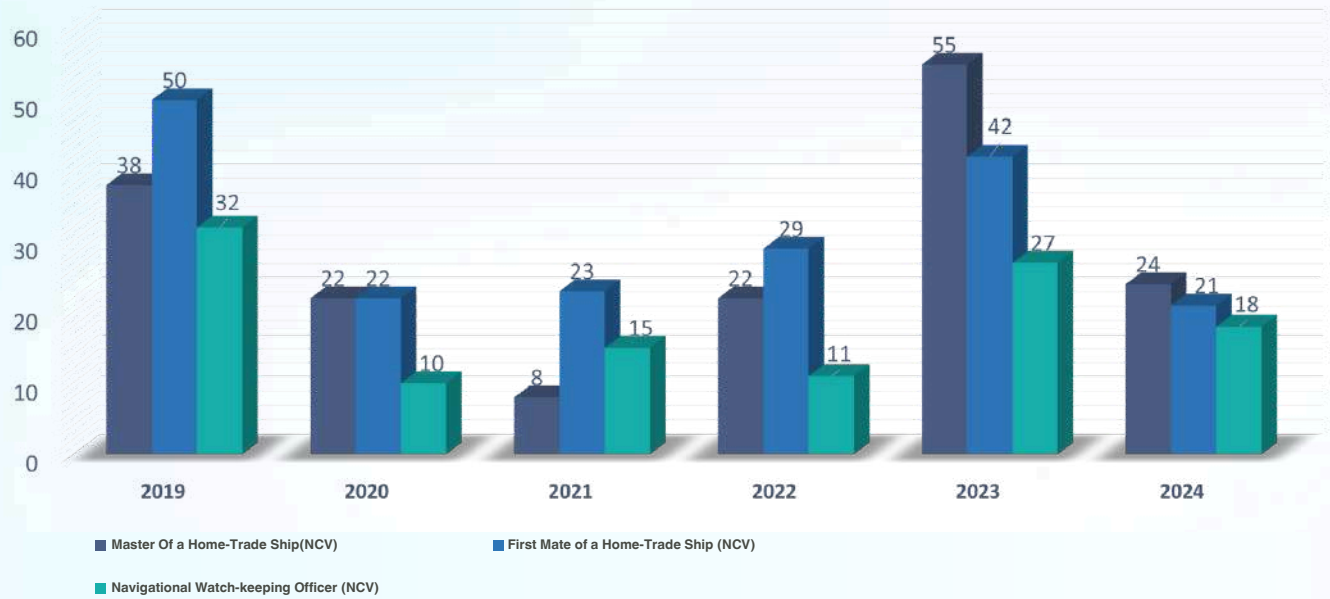
- A robust training infrastructure
- A growing number of seafarers pursuing opportunities on international vessels



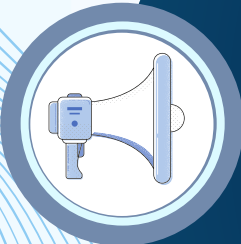
2.2 Near-Coastal Voyage (NCV) Grades:

Certificate of Competency issued for Near-Coastal Voyage Ships.						
	2019	2020	2021	2022	2023	2024
Master of a Home-Trade Ship (NCV)	38	22	8	22	55	24
First Mate of a Home-Trade Ship (NCV)	50	22	23	29	42	21
Navigational Watch-keeping Officer (NCV)	32	10	15	11	27	18
Total	120	54	46	62	124	63

NCV Grades COCs Issued



Key Metrics



In 2024, a total of 63 Certificate of Competency were issued for Near-Coastal Voyages, demonstrating continued engagement in meeting regulatory requirements for maritime operations.

## **2.3 Certificate of Competency and certificates endorsed issued to Indian Navy Personnel**

### **2.3.1: Certificate of Competency**

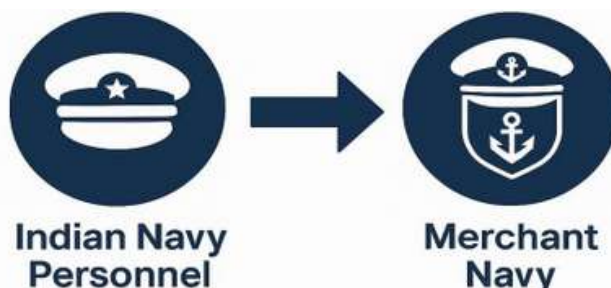
- ▶ In a landmark move under DGS Order 17 of 2022, the Directorate General of Shipping began issuing STCW Certificate of Competency (COC) to eligible Indian Naval officers transitioning to the Merchant Navy.
- ▶ The first CoC under this order was issued on 10 March 2025, marking a significant step toward bridging defense and merchant maritime operations.

### **2.3.2: Certificates endorsed for Naval personnel**

In 2024, for the first time, the Directorate General of Shipping endorsed 2,006 certificates enabling Indian Naval personnel to transition to the Merchant Navy, in accordance with DGS Orders 16 and 17 of 2022.

#### **Historic Transition of Naval Personnel to Merchant Navy 2024**

Transition Endorsed by Directorate General Of  
Shipping (DGS Orders 16&17,2022)



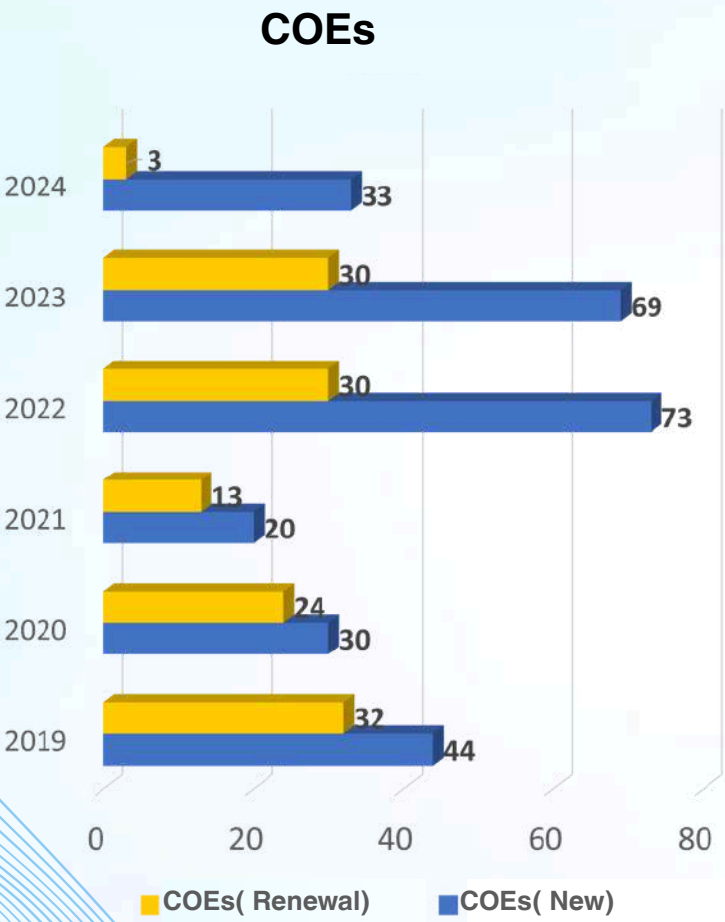
**2,006 Certificates Endorsed**

# 3. Certificate of Equivalence (COE)

## 3.1 COE Issuance Statistics

Certificate of Equivalence (COE) for Foreign COCs						
	2019	2020	2021	2022	2023	2024
COE (NEW)	44	30	20	73	69	33
COE (RENEWAL)	32	24	13	30	30	3

## 3.2 New and Renewal COEs:

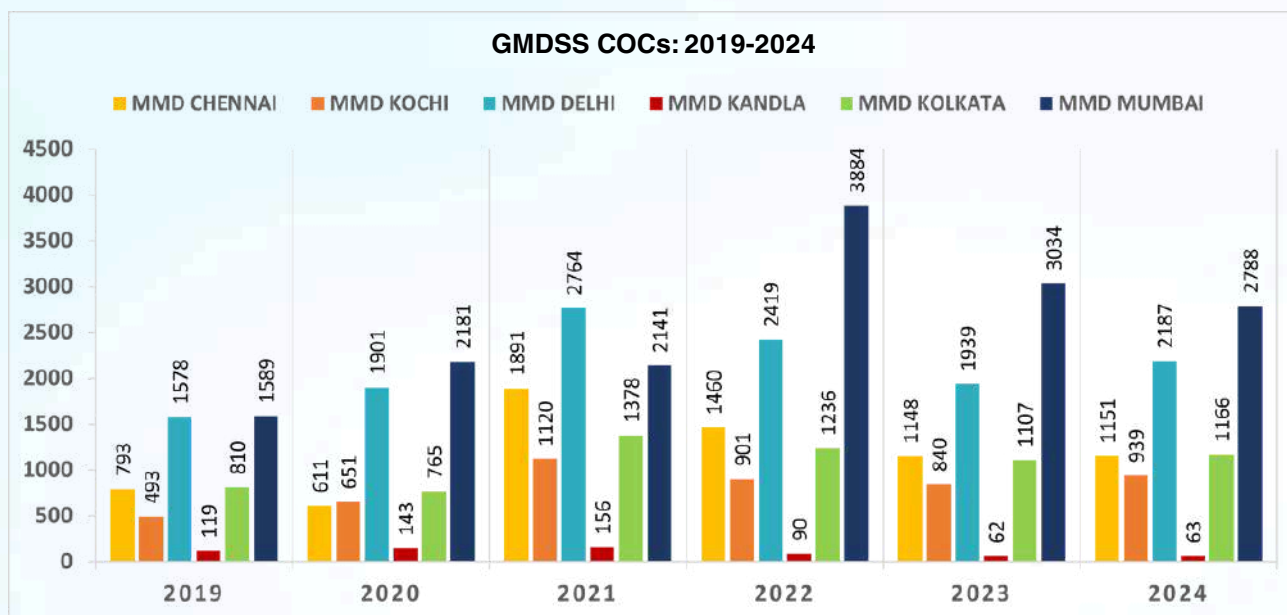


Between 2019 and 2024, a total of 269 new Certificate of Equivalence (COEs) were issued, along with 132 renewals processed, reflecting continued recognition and alignment with qualification standards

## 4. Global Maritime Distress and Safety System (GMDSS - COCs).

### 4.1 GMDSS COCs Issuance by Maritime Office:

Global Maritime Distress and Safety System (GMDSS) Certificate of Competency (COCs)						
	2019	2020	2021	2022	2023	2024
MMD CHENNAI	793	611	1891	1460	1148	1151
MMD KOCHI	493	651	1120	901	840	939
MMD NOIDA	1578	1901	2764	2419	1939	2187
MMD KANDLA	119	143	156	90	62	63
MMD KOLKATA	810	765	1378	1236	1107	1166
MMD MUMBAI	1589	2181	2141	3884	3034	2788
<b>TOTAL</b>	<b>5382</b>	<b>6252</b>	<b>9450</b>	<b>9990</b>	<b>8130</b>	<b>8294</b>



### 4.2 Trends and Analysis



- ▶ MMD Noida showed continuous growth, rising from 1,578 in 2019 to 2,187 in 2024.
- ▶ MMD Kochi grew from 493 in 2019 to consistently issuing 900+ certificates from 2021 onward.





# 5. COPs for Polar water operations

## 5.1 Basic COPs for Polar Water Operations

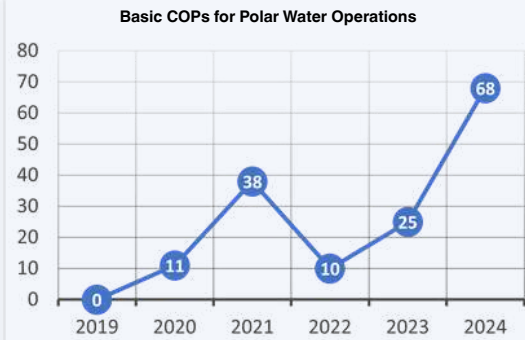
Basic COPs for Polar Water Operations						
	2019	2020	2021	2022	2023	2024
MMD MUMBAI	0	11	38	10	25	68



Certificates of Proficiency issued grew from 0 in 2019 to 68 in 2024, reflecting consistent growth.

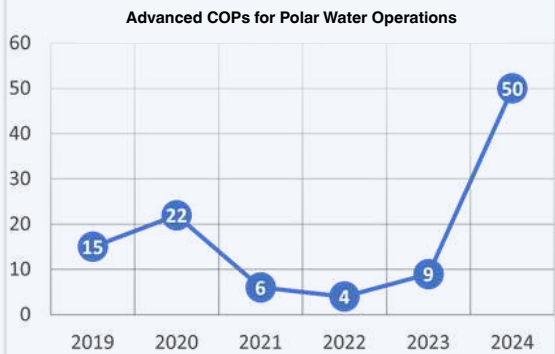


Rose from 25 in 2023 to 68 in 2024, marking a sharp increase of 43 within a year.




## 5.2 Advanced COPs for Polar Water Operations


Advanced COPs for Polar Water Operations						
	2019	2020	2021	2022	2023	2024
MMD MUMBAI	15	22	6	4	9	50



1 The number of Certificates of Proficiency issued rose from 15 in 2019 to 50 in 2024.



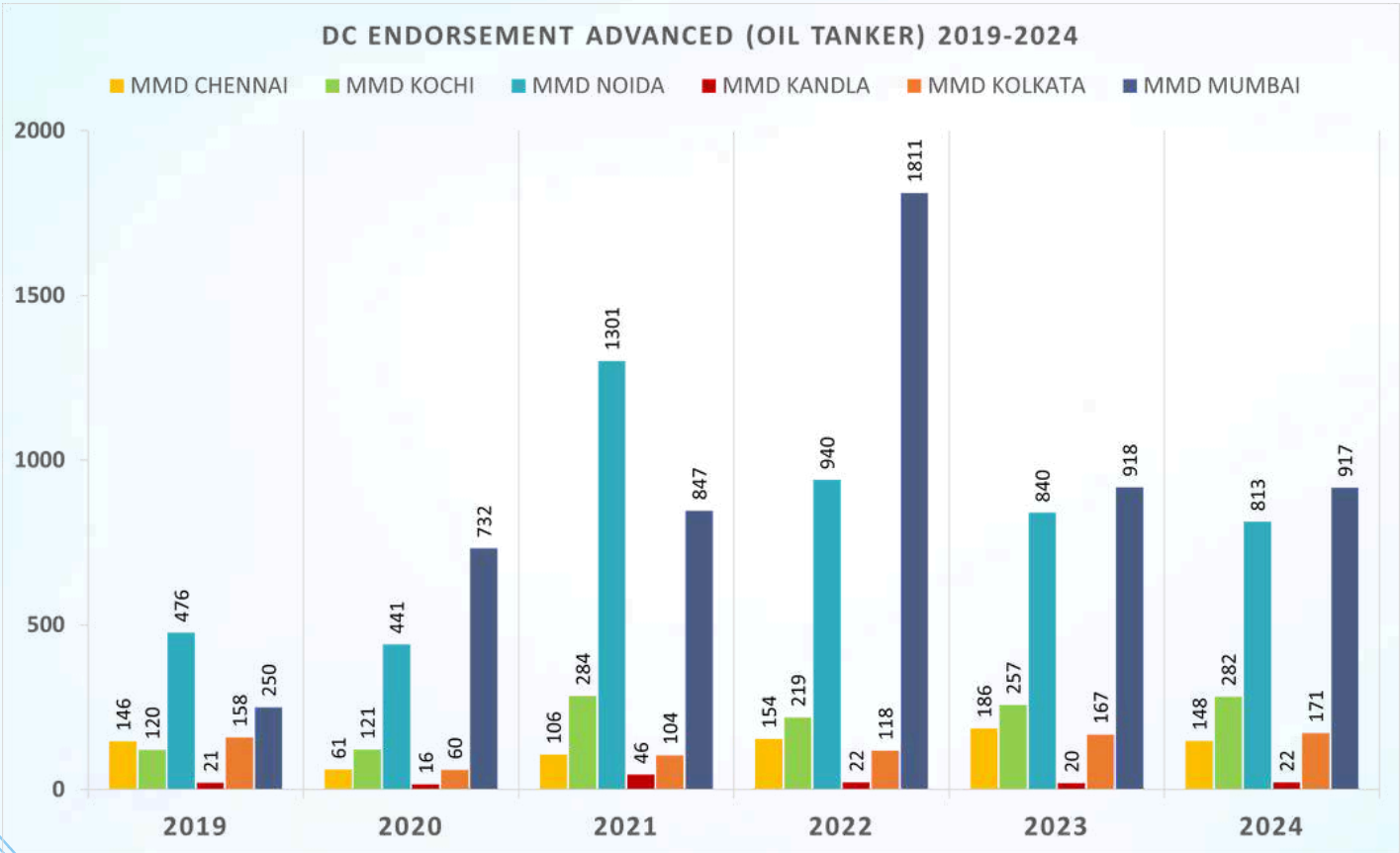
2 There was a major increase from 9 in 2023 to 50 in 2024 within a single year.



# 6. Certificate of Proficiency (COP) in Advanced Tanker Operations.

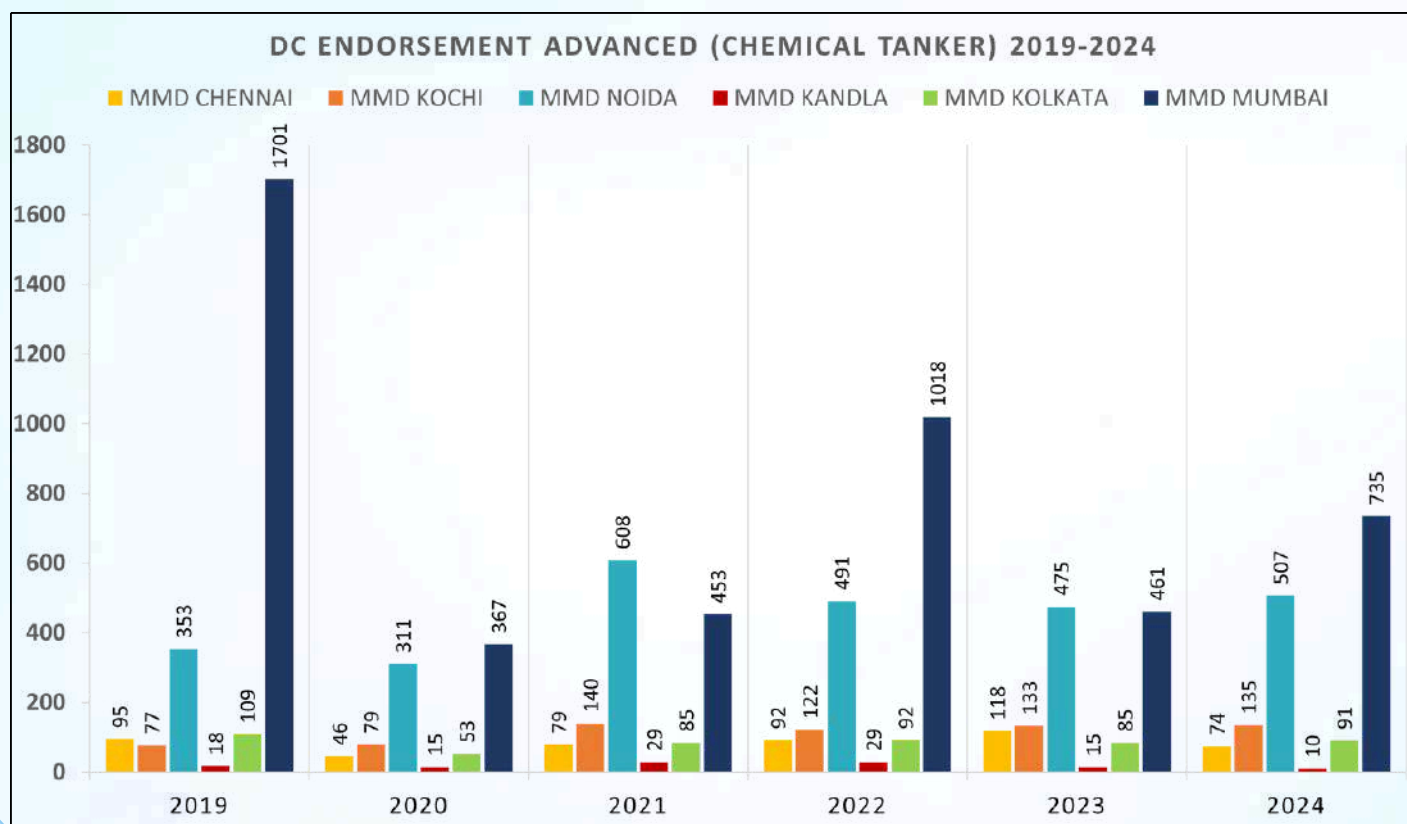
## 6.1 Advanced Oil Tanker Endorsement

DC ENDORSEMENT ADVANCED (OIL TANKER OPERATION)						
	2019	2020	2021	2022	2023	2024
MMD CHENNAI	146	61	106	154	186	148
MMD KOCHI	120	121	284	219	257	282
MMD NOIDA	476	441	1301	940	840	813
MMD KANDLA	21	16	46	22	20	22
MMD KOLKATA	158	60	104	118	167	171
MMD MUMBAI	250	732	847	1811	918	917
TOTAL	1171	1431	2688	3264	2388	2353



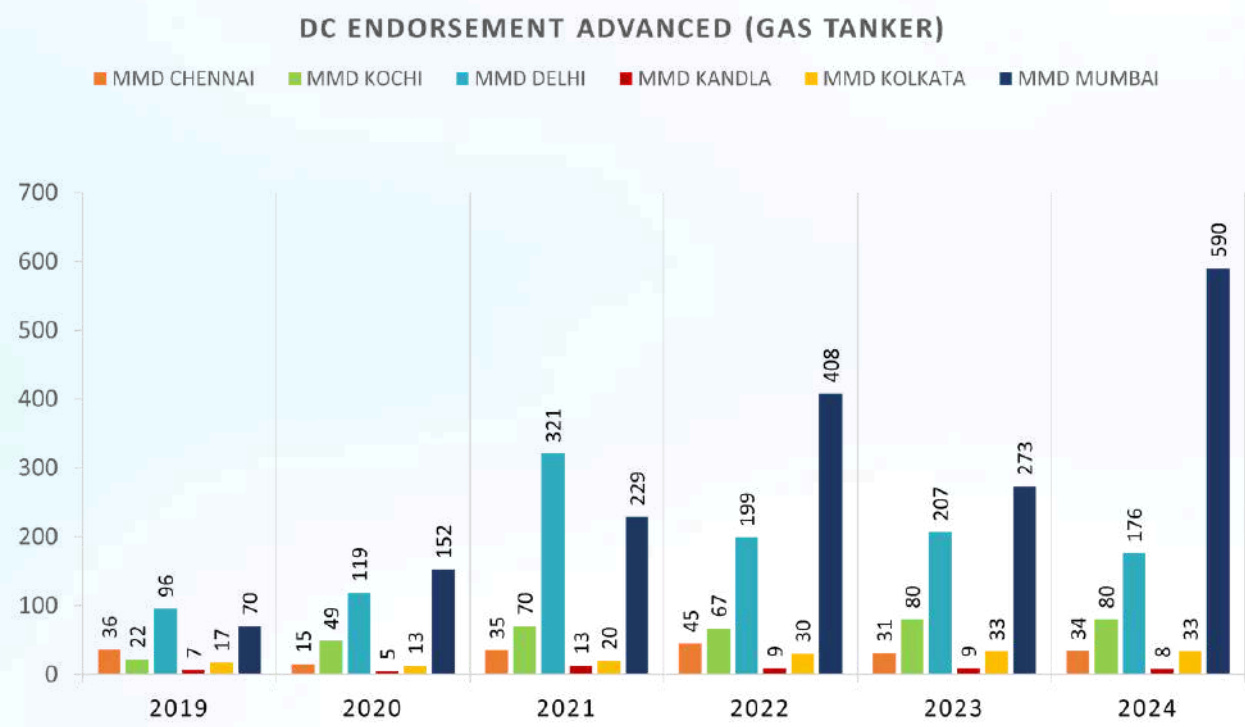
## 6.2 Advanced Chemical Tanker Endorsement

DC Endorsement Advanced (Chemical Tanker)						
	2019	2020	2021	2022	2023	2024
MMD CHENNAI	95	46	79	92	118	74
MMD KOCHI	77	79	140	122	133	135
MMD NOIDA	353	311	608	491	475	507
MMD KANDLA	18	15	29	29	15	10
MMD KOLKATA	109	53	85	92	85	91
MMD MUMBAI	1701	367	453	1018	461	735
TOTAL	2353	871	1394	1844	1287	1552



### 6.3 Advanced Gas Tanker Operations

DC Endorsement Advanced (Gas Tanker)						
	2019	2020	2021	2022	2023	2024
MMD CHENNAI	36	15	35	45	31	34
MMD KOCHI	22	49	70	67	80	80
MMD NOIDA	96	119	321	199	207	176
MMD KANDLA	7	5	13	9	9	8
MMD KOLKATA	17	13	20	30	33	33
MMD MUMBAI	70	152	229	408	273	590
TOTAL	248	353	688	758	633	921



#### KEY INSIGHT

- ▶ MMD Mumbai emerged as a key hub for tanker endorsements across all categories.
- ▶ Pan-India Participation: All MMDs contributed to specialized maritime training, reflecting broad national engagement.
- ▶ MMD Mumbai have issued record number of 590 CoP in Advanced Gas Tanker Operations in 2024. Steady Growth observed in oil tanker operations.
- ▶ MMD Kochi and Kolkata showed noticeable growth by 2024 compared to 2019 in Oil Tanker Operations.



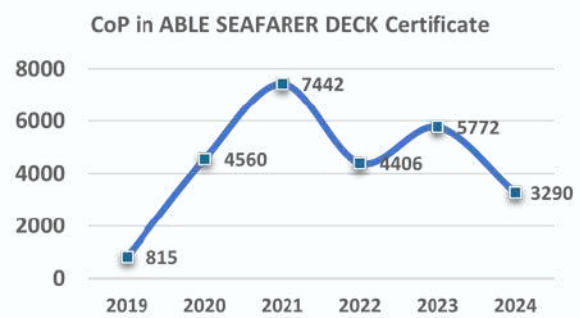
## 7 Certificate of Proficiency (COP)

### 7.1 Certificate of Proficiency (COP) in Rating Forming Part of Navigational Watch and Able Seafarer Deck.

CoP in Rating Forming Part of a Navigational Watch Certificate						
	2019	2020	2021	2022	2023	2024
Watch Keeping CoP	751	4717	8157	5384	6563	7550

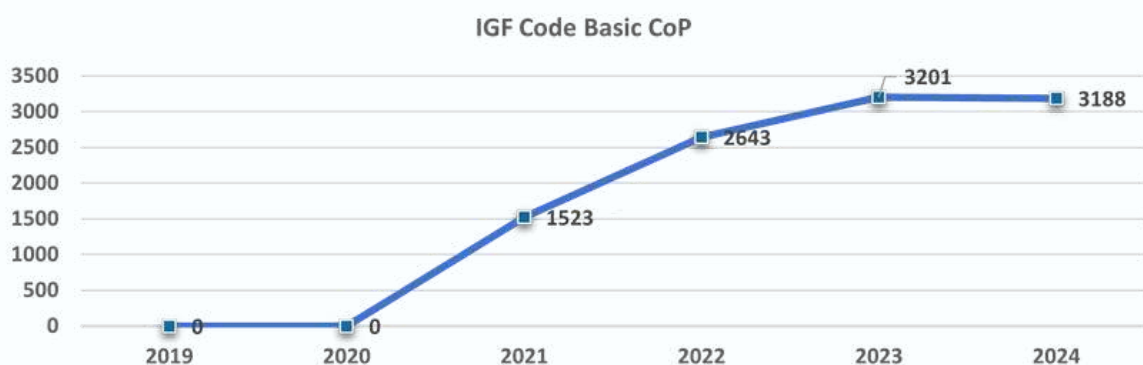


CoP in Able Seafarer Deck Certificate						
	2019	2020	2021	2022	2023	2024
Able COP	815	4560	7442	4406	5772	3290



### 7.2 (COP) IGF Basic Deck.


IGF Code Basic CoP						
	2019	2020	2021	2022	2023	2024
IGF COP	0	0	1523	2643	3201	3188



## 7.3 COP in Basic Oil & Chemical Dangerous Cargo Endorsement (DCE) Deck.

CoP in Basic Training For Oil and Chemical Tanker Cargo Operations Certificate

	2019	2020	2021	2022	2023	2024
DC BASIC COP	6461	8506	12608	15476	14986	17247

**17247** 

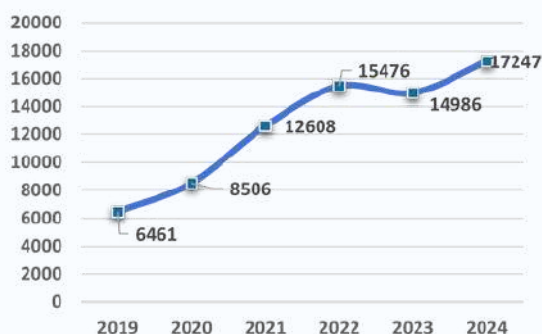
Highest number of certifications issued in a single year since 2019



**↑ 15%**

increase over 2023, reflecting continued growth in upskilling, safety compliance, and workforce readiness through rising certification numbers.

CoP in Basic Training for Oil and Chemical Tanker Cargo Operations Certificate



## 7.4. COP in Gas Dangerous Cargo Endorsement (DCE) Deck

CoP in Basic Training For Liquified Gas Certificate



CoP in Basic Training For Liquified Gas Certificate

	2019	2020	2021	2022	2023	2024
DC BASIC COP	2045	2609	3505	4753	4535	5407

► Certifications issued in 2024 saw a record high in COP for Liquified Gas Dangerous Cargo Endorsement (DCE) – Deck, indicating rising demand and focus on specialised cargo handling skills.



# Part – B

## PERFORMANCE OF MARITIME TRAINING INSTITUTES



# 1. INTRODUCTION

## 1.1. Overview of Program

The Indian maritime sector continues to play a vital role in global seafaring and trade, with a robust training infrastructure underpinning its human resource strength. The Annual Training Institute Report – 2024 presents a detailed overview of candidate outcomes from leading maritime institutions across the country. This year's analysis encapsulates a wide spectrum of competency examinations, covering certifications from entry-level navigational roles to command-level ranks, reflecting the continued commitment to structured seafarer development.

The report evaluates examination performance under the following key certification tracks:

- **Second Mate of a Foreign Going Ship**
- **First Mate (Foreign Going) – Phase I & Phase II**
- **Master (Foreign Going)**
- **Master NCV, First Mate NCV, and NWKO NCV**

Each program featured in the report represents a crucial milestone in the structured progression of a deck officer's career, beginning from foundational sea-time qualifications to advanced command-level readiness. These certifications are designed to test both theoretical understanding and practical competencies required at sea. By evaluating outcomes across these key categories, the report offers insights into how effectively training institutes are equipping candidates to meet stringent industry and regulatory benchmarks.

The performance data has been carefully analyzed with respect to pass percentages, the number of participating candidates, and the share of representation across institutes. This year's findings reveal a diverse pattern, while a few institutes maintained consistent performance with high pass rates, others showed irregular outcomes, suggesting the need for tailored academic support or infrastructural enhancements. The variation points to differences in institutional preparedness, faculty delivery standards, and the candidates' overall readiness for assessments.

Moving beyond just success rates or rankings, this report emphasizes broader performance patterns and systemic insights across the maritime training landscape. It allows stakeholders including academic leaders and policy bodies to pinpoint specific gaps and opportunities for refinement. By focusing on underlying issues rather than surface outcomes, the goal is to promote sustainable, data-driven improvements that can help institutes realign teaching strategies, invest in faculty development, and better prepare candidates for certification.

Ultimately, this report serves not only as a reflection of candidate performance but also as a benchmark for institutional accountability and progress. It provides an informed basis for regulators, training institutions, and maritime authorities to collaboratively enhance the quality and consistency of maritime education. As demand for globally competent officers continues to grow, such assessments play a vital role in guiding collective improvement and policy evolution within the training ecosystem.



# 1.2 Executive Summary (Part B)

## Maritime Certification Performance Summary

### Institution-Wise Pass Rates & Key Trends

This report offers a comprehensive overview of certification outcomes from maritime training institutes across India in 2024. By examining pass rates, participation trends, and institutional performance across core certification programs. The analysis reflects the ongoing commitment of maritime authorities to uphold high training standards, improve examination success, and ensure the readiness of Indian seafarers for global maritime operations.

### Key Certifications Overview



#### Second Mate (Foreign-Going)

Anglo Eastern (New Delhi) achieved the highest pass rate of 73.24% among all institutes offering the Second Mate (FG) program, reflecting strong academic delivery and candidate preparedness.

#### First Mate (Foreign-Going)

SHAPE (Panchkula) recorded the highest pass rate in Phase I at 72.4%, reflecting strong academic delivery across both phases.



#### Master (Foreign-Going)



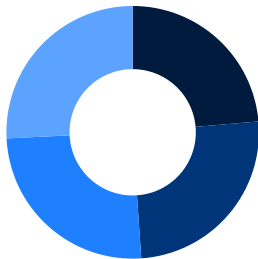
2024 - MASSA (Chennai) achieved the highest pass rate of 77.27%, demonstrating excellence in advanced maritime training and preparation for senior seafaring roles.

### Near-Coastal Voyage (NCV)

#### Certification Outcomes – 2024

A total of 1,092 candidates successfully passed the NCV certification examinations in 2024. The pass rates for NCV programs are as follows:

NWKO NCV	65.42%
First Mate NCV – Phase I:	64.27%
First Mate NCV – Phase II:	64.20%
Master NCV	59.62



FOSMA Noida recorded the highest number of candidates appearing for these exams

### Pass Rate Trends: 2023 vs 2024



First Mate NCV Phase I pass rate jumped from 25% (2023) to 64.27% (2024) — a sharp improvement.



First Mate (FG) Phase II also registered strong growth, increasing from 69.94% to 76.67% year over year.



Master NCV showed a decline, with pass rates dropping from 61.70% in 2023 to 56.98% in 2024.

The analysis of the performance data in this report identifies both the strengths and areas needing improvement across various maritime training institutes. This information is crucial for implementing best practices and addressing gaps, ultimately enhancing the quality of maritime education and training.

## 2. Second Mate of a Foreign Going Ship

Performance trends in the 2024 Second Mate (Foreign Going) examinations reflected strong outcomes in core navigation subjects, especially Meteorology and Celestial Navigation. In contrast, Cargo Handling and Ship Operation continued to see lower pass rates, highlighting gaps in practical competencies. While a few institutes achieved consistently high results, the overall spread revealed marked differences in training standards across the sector.



### Top 5 Performing Institutes

Rank	Institute Name	Average Pass %
1	Anglo Eastern Maritime Training Centre (New Delhi)	73.24%
2	Fosma Maritime Institute & Research Org. (Kolkata)	68.45%
3	Applied Research International – New Delhi	67.31%
4	MASSA Maritime Academy (Navi Mumbai)	66.81%
5	Fosma Maritime Institute & Research Org. (Noida)	66.70%

Institutes like Anglo Eastern (New Delhi) and FOSMA Kolkata performed strongly across key subjects, excelling in Meteorology, Celestial Navigation, and Bridge Watchkeeping. Applied Research (New Delhi) also showed consistent results across both navigation and operational areas. In contrast, IMU Mumbai and Hoon Maritime (Kolkata) recorded lower pass rates, particularly in Cargo Handling and Ship Operation, pointing to gaps in practical training delivery.

### Pass Rate by Subject – Key Trends

Meteorology led with the highest pass rate, followed by Celestial Navigation and Bridge Watchkeeping, indicating strong academic grounding. While Ship Operation and Cargo Handling saw comparatively lower results, they highlight areas with greater scope for practical learning and development.



Meteorology	72.2%
Celestial Navigation	67.80%
Bridge Watchkeeping & Emergencies	63.00%
Terrestrial & Coastal Navigation	55.60%
Cargo Handling & Stowage	51.50%
Ship Operation	50.80%

### Key Highlights

- ▶ Meteorology and Celestial Navigation saw the highest success rates across institutes
- ▶ FOSMA and Applied Research maintained consistent results across high candidate volumes.
- ▶ Over 70% pass rate was achieved by only three institutes, showing a narrow top-performing band.

## Institute wise candidates exam result for Second Mate of a Foreign Going Ship for the period (Jan - Dec 2024)

Name of Training Institute	Navigation											
	Written											
	Terrestrial and Coastal Navigation			Celestial Navigation			Meteorology			Bridge Watchkeeping and Emergencies		
	Total Appeared	Pass	Pass %	Total Appeared	Pass	Pass %	Total Appeared	Pass	Pass %	Total Appeared	Pass	Pass %
AMET City College (Chennai)	4	2	50	7	4	57.14	6	3	50	6	4	66.67
Anglo Eastern Maritime Training Centre (Mumbai)	16	7	43.75	10	5	50	6	6	100	12	8	66.67
Anglo Eastern Maritime Training Centre (New Delhi)	99	73	73.74	98	72	73.47	68	61	89.71	77	64	83.12
Applied Research International - School of Higher Academic & Professional Education - I (New Delhi)	289	171	59.17	233	186	79.83	216	181	83.8	258	182	70.54
Euro Tech Maritime Academy (Cochin)	3	3	100	4	3	75	5	3	60	6	3	50
Fosma Maritime Institute & Research Organisation (Kol) (Kolkata)	369	214	57.99	285	214	75.09	263	213	80.99	307	229	74.59
Fosma Maritime Institute & Research Organisation (Noida)	454	278	61.23	394	287	72.84	330	277	83.94	367	261	71.12
HIMT Tidal Park (Chennai)	92	54	58.7	100	55	55	78	48	61.54	99	50	50.51
Hoon Maritime Institute (Kolkata)	26	6	23.08	24	9	37.5	15	6	40	21	14	66.67
Indian Maritime University- Mumbai Port Campus (LBS CAMSAR & MERI) (Mumbai)	21	6	28.57	13	6	46.15	12	6	50	16	7	43.75
Institute of Marine Education And Research (Patna)	2	1	50	0	0	0	0	0	0	0	0	0
MASSA Maritime Academy (Navi Mumbai)	230	153	66.52	227	155	68.28	185	159	85.95	210	148	70.48
MTI (Mumbai)	339	166	48.97	284	175	61.62	249	180	72.29	270	167	61.85
Massa Maritime Academy (Chennai)	21	14	66.67	22	14	63.64	10	7	70	27	15	55.56
Mumbai Maritime Training Institute (Mumbai)	126	74	58.73	108	79	73.15	91	74	81.32	134	73	54.48
SEI Educational Trust (Kolkata)	38	18	47.37	26	12	46.15	40	23	57.5	32	18	56.25
SEI Educational Trust Faridabad (Faridabad)	11	4	36.36	8	5	62.5	3	2	66.67	5	1	20
School of Higher Academic And Professional Education (SHAPE) ( Panchkula)	49	27	55.1	47	31	65.96	37	25	67.57	34	22	64.71
Seaskills Maritime Academy (Coimbatore)	5	3	60	11	7	63.64	9	6	66.67	14	5	35.71

**Institute wise candidates exam result for Second Mate of a Foreign Going Ship for the period (Jan - Dec 2024)**

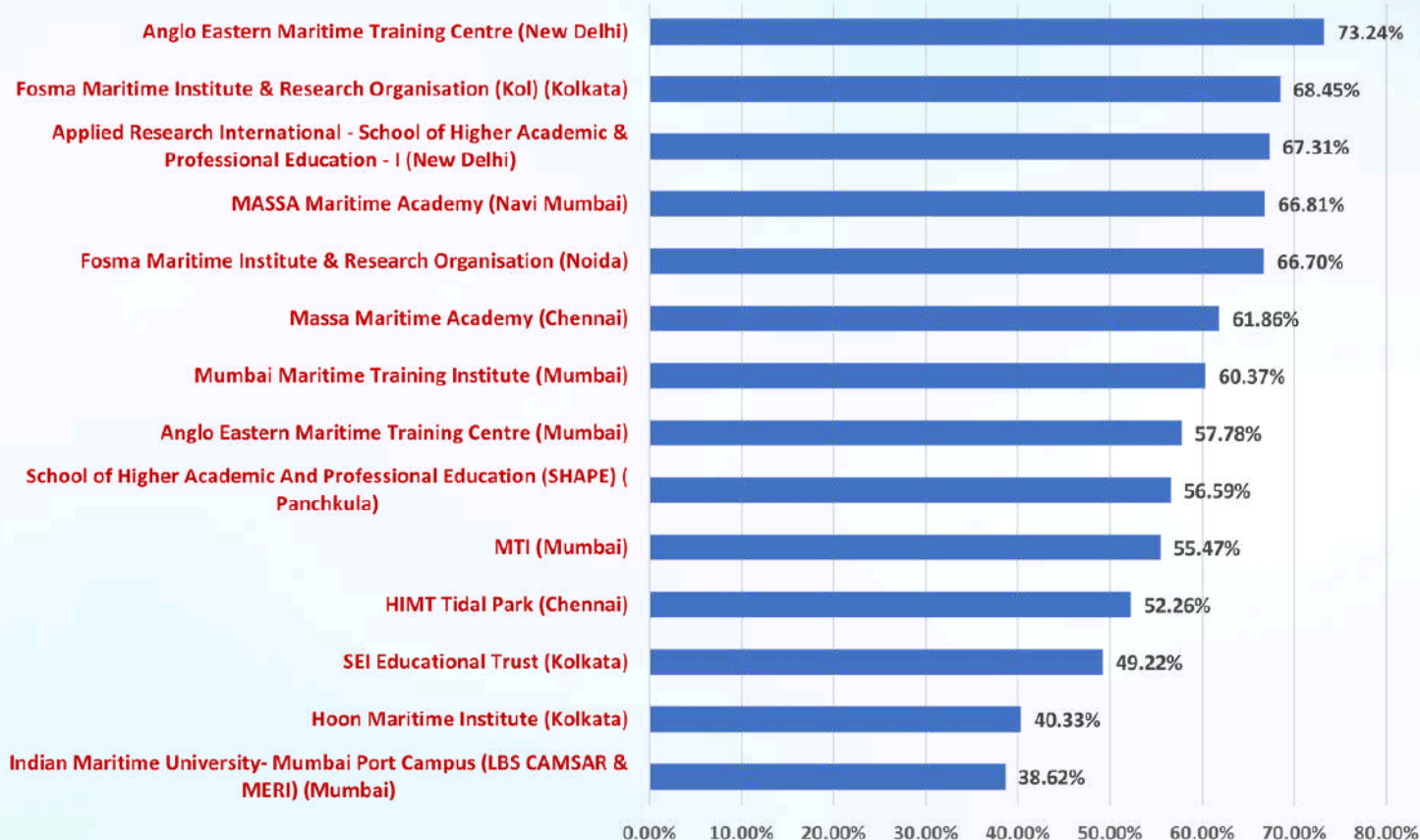
Name of Training Institute	CARGO			Ship Operation		
	Written			Written		
	Total Appeared	Pass	Pass %	Total Appeared	Pass	Pass %
AMET City College (Chennai)	9	3	33.33	8	4	50
Anglo Eastern Maritime Training Centre (Mumbai)	24	8	33.33	17	9	52.94
Anglo Eastern Maritime Training Centre (New Delhi)	108	64	59.26	123	74	60.16
Applied Research International - School of Higher Academic & Professional Education - I (New Delhi)	315	175	55.56	335	184	54.93
Euro Tech Maritime Academy (Cochin)	2	2	100	8	2	25
Fosma Maritime Institute & Research Organisation (Kol) (Kolkata)	381	216	56.69	335	219	65.37
Fosma Maritime Institute & Research Organisation (Noida)	508	279	54.92	456	256	56.14
HIMT Tidal Park (Chennai)	117	53	45.3	127	54	42.52
Hoon Maritime Institute (Kolkata)	25	9	36	31	12	38.71
Indian Maritime University- Mumbai Port Campus (LBS CAMSAR & MERI) (Mumbai)	22	6	27.27	25	9	36
Institute of Marine Education And Research (Patna)	0	0	0	1	1	100
MASSA Maritime Academy (Navi Mumbai)	279	150	53.76	265	148	55.85
MTI (Mumbai)	403	171	42.43	370	169	45.68
Massa Maritime Academy (Chennai)	28	17	60.71	33	18	54.55
Mumbai Maritime Training Institute (Mumbai)	165	74	44.85	145	72	49.66
SEI Educational Trust (Kolkata)	35	15	42.86	31	14	45.16
SEI Educational Trust Faridabad (Faridabad)	6	4	66.67	6	1	16.67
School of Higher Academic And Professional Education (SHAPE) ( Panchkula)	60	26	43.33	63	27	42.86
Seaskills Maritime Academy (Coimbatore)	14	6	42.86	13	6	46.15



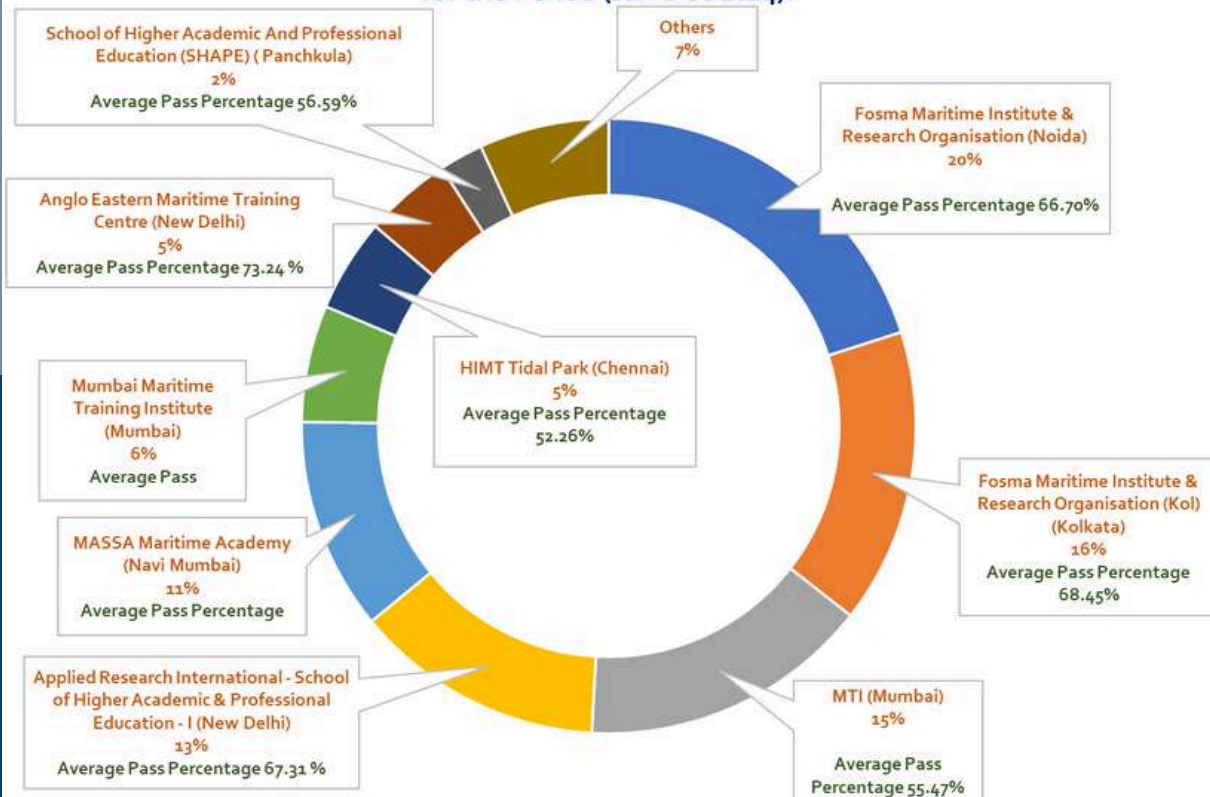
## Institute wise candidates exam result for Second Mate of a Foreign Going Ship for the period (Jan - Dec 2024)

Name of Training Institute	Terrestrial and Coastal Navigation Pass %	Celestial Navigation Pass %	Meteorology Pass %	Bridge Watchkeeping and Emergencies Pass %	CARGO Pass %	Ship Operation Pass %	Average Pass%
AMET City College (Chennai)	50	57.14	50	66.67	33.33	50	51.19
Anglo Eastern Maritime Training Centre (Mumbai)	43.75	50	100	66.67	33.33	52.94	57.78
Anglo Eastern Maritime Training Centre (New Delhi)	73.74	73.47	89.71	83.12	59.26	60.16	73.24
Applied Research International - School of Higher Academic & Professional Education - I (New Delhi)	59.17	79.83	83.8	70.54	55.56	54.93	67.31
Euro Tech Maritime Academy (Cochin)	100	75	60	50	100	25	68.33
Fosma Maritime Institute & Research Organisation (Kol) (Kolkata)	57.99	75.09	80.99	74.59	56.69	65.37	68.45
Fosma Maritime Institute & Research Organisation (Noida)	61.23	72.84	83.94	71.12	54.92	56.14	66.7
HIMT Tidal Park (Chennai)	58.7	55	61.54	50.51	45.3	42.52	52.26
Hoon Maritime Institute (Kolkata)	23.08	37.5	40	66.67	36	38.71	40.33
Indian Maritime University- Mumbai Port Campus (LBS CAMSAR & MERI) (Mumbai)	28.57	46.15	50	43.75	27.27	36	38.62
Institute of Marine Education And Research (Patna)	50	0	0	0	0	100	25
MASSA Maritime Academy (Navi Mumbai)	66.52	68.28	85.95	70.48	53.76	55.85	66.81
MTI (Mumbai)	48.97	61.62	72.29	61.85	42.43	45.68	55.47
Massa Maritime Academy (Chennai)	66.67	63.64	70	55.56	60.71	54.55	61.86
Mumbai Maritime Training Institute (Mumbai)	58.73	73.15	81.32	54.48	44.85	49.66	60.37
SEI Educational Trust (Kolkata)	47.37	46.15	57.5	56.25	42.86	45.16	49.22
SEI Educational Trust Faridabad (Faridabad)	36.36	62.5	66.67	20	66.67	16.67	44.81
School of Higher Academic And Professional Education (SHAPE) ( Panchkula)	55.1	65.96	67.57	64.71	43.33	42.86	56.59
Seaskills Maritime Academy (Coimbatore)	60	63.64	66.67	35.71	42.86	46.15	52.51

## Institute Wise Candidates Exam Result for Second Mate of a Foreign Going Ship for the Period (Jan-Dec2024).



### 2.2 Institute Wise Candidates Appearing for Second Mate of a Foreign Going Ship for the Period (Jan-Dec 2024).



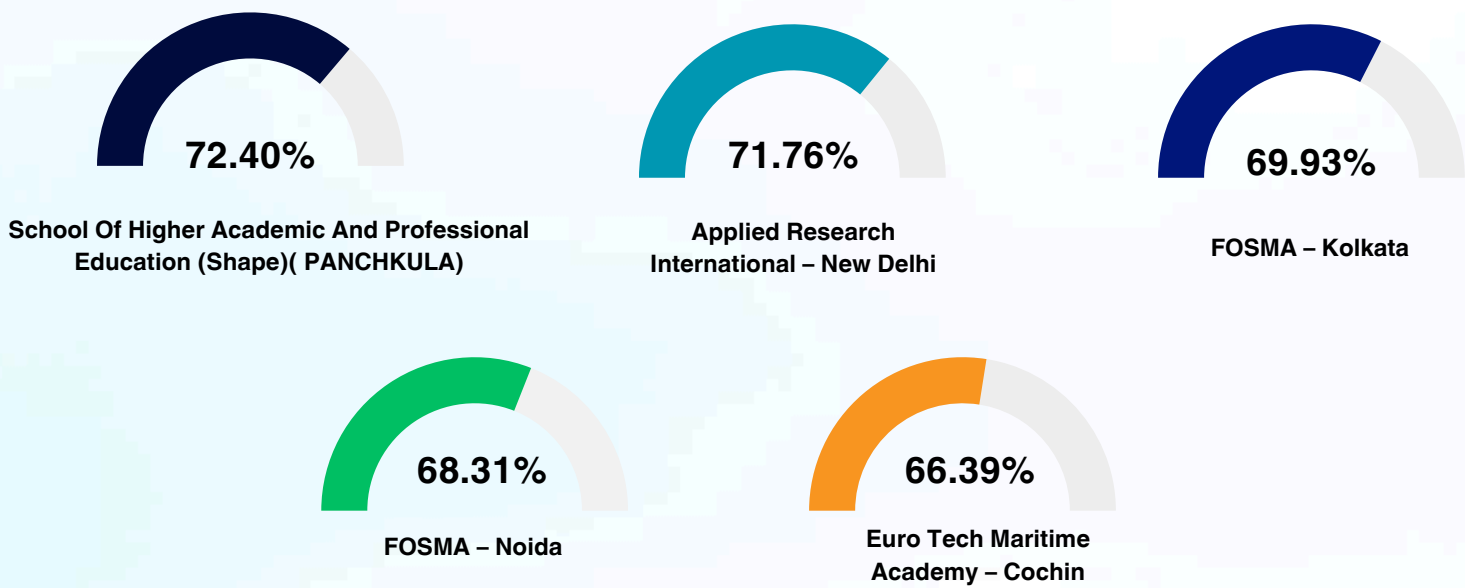
\*Institutes with less than 5% of candidates were not considered, for performance evaluation .

# 3. First Mate of Foreign Going Ship Phase 1

## Summary

The 2024 Phase I examination for First Mate (Foreign Going) presented a diverse range of outcomes across maritime training institutes. While academic subjects such as Meteorology continued to yield high success rates, operational areas like Cargo Handling and ARC Navigation saw mixed performance. Institutes like SHAPE Panchkula and Applied Research New Delhi showcased consistent performance across all subjects, while a few others struggled to maintain uniform results across both academic and practical modules. Overall, this phase highlighted both excellence in specialized instruction and noticeable disparities in foundational areas across institutes.

## Top-Performing Maritime Academies



While all five institutes secured high overall averages, the patterns of strength varied. SHAPE Panchkula displayed well-rounded results, with pass rates consistently above 85% in Meteorology, Ship Operation, and Cargo Handling. Applied Research New Delhi mirrored this balance but slightly lagged in Cargo subjects. FOSMA Kolkata and Noida demonstrated strong theoretical grounding, particularly in Meteorology (over 85%), yet showed dips in Cargo and Navigation Application papers. Meanwhile, Euro Tech Cochin stood out for its uniformity across the board, maintaining solid mid- to high-range pass percentages without sharp fluctuations — a mark of steady, if not standout, subject delivery.

## Key Highlights

- ▶ Naval Architecture Paper–1 showed a distinct variation in pass rates, ranging from 33.3% to 72.93% across institutions.
- ▶ IMER Patna and IMU Mumbai recorded average scores below 55%, highlighting a notable gap in overall student outcomes.

# First Mate of Foreign Going Ship Phase 1

Institute wise candidates exam result for First Mate of Foreign Going Ship Phase I for the period (Jan - Dec 2024)						
Name of Training Institute	NAVIGATION					
	Written					
	TCN			MET		
	Total Appeared	Pass	Pass %	Total Appeared	Pass	Pass %
Applied Research International - School Of Higher Academic & Professional Education - I(New Delhi)	185	112	60.54	143	130	90.91
Centre For Maritime Education And Training(Lucknow)	18	7	38.89	9	8	88.89
Euro Tech Maritime Academy(COCHIN)	113	78	69.03	107	86	80.37
Fosma Maritime Institute & Research Organisation (Kol)(KOLKATA)	175	91	52	151	129	85.43
Fosma Maritime Institute & Research Organisation(NOIDA)	310	187	60.32	245	212	86.53
Himt Tidal Park(Chennai)	209	115	55.02	158	133	84.18
Hoon Maritime Institute(KOLKATA)	59	23	38.98	49	39	79.59
Hsna Maritime Education And Research(LUCKNOW)	11	3	27.27	4	4	100
Indian Maritime University- Mumbai Port Campus (Lbs Camsar & Meri)(Mumbai)	54	17	31.48	33	24	72.73
Institute Of Marine Education And Research(Patna)	67	21	31.34	53	34	64.15
Massa Maritime Academy(CHENNAI)	53	27	50.94	44	36	81.82
Massa Maritime Academy(Navi Mumbai)	172	99	57.56	161	146	90.68
Mumbai Maritime Training Institute(Mumbai)	160	93	58.13	121	98	80.99
School Of Higher Academic And Professional Education (Shape)( PANCHKULA)	164	100	60.98	148	130	87.84
Seaskills Maritime Academy(COIMBATORE)	107	65	60.75	79	56	70.89
Sei Educational Trust Faridabad(FARIDABAD)	52	20	38.46	41	23	56.1
Sei Educational Trust(KOLKATA)	116	47	40.52	91	74	81.32

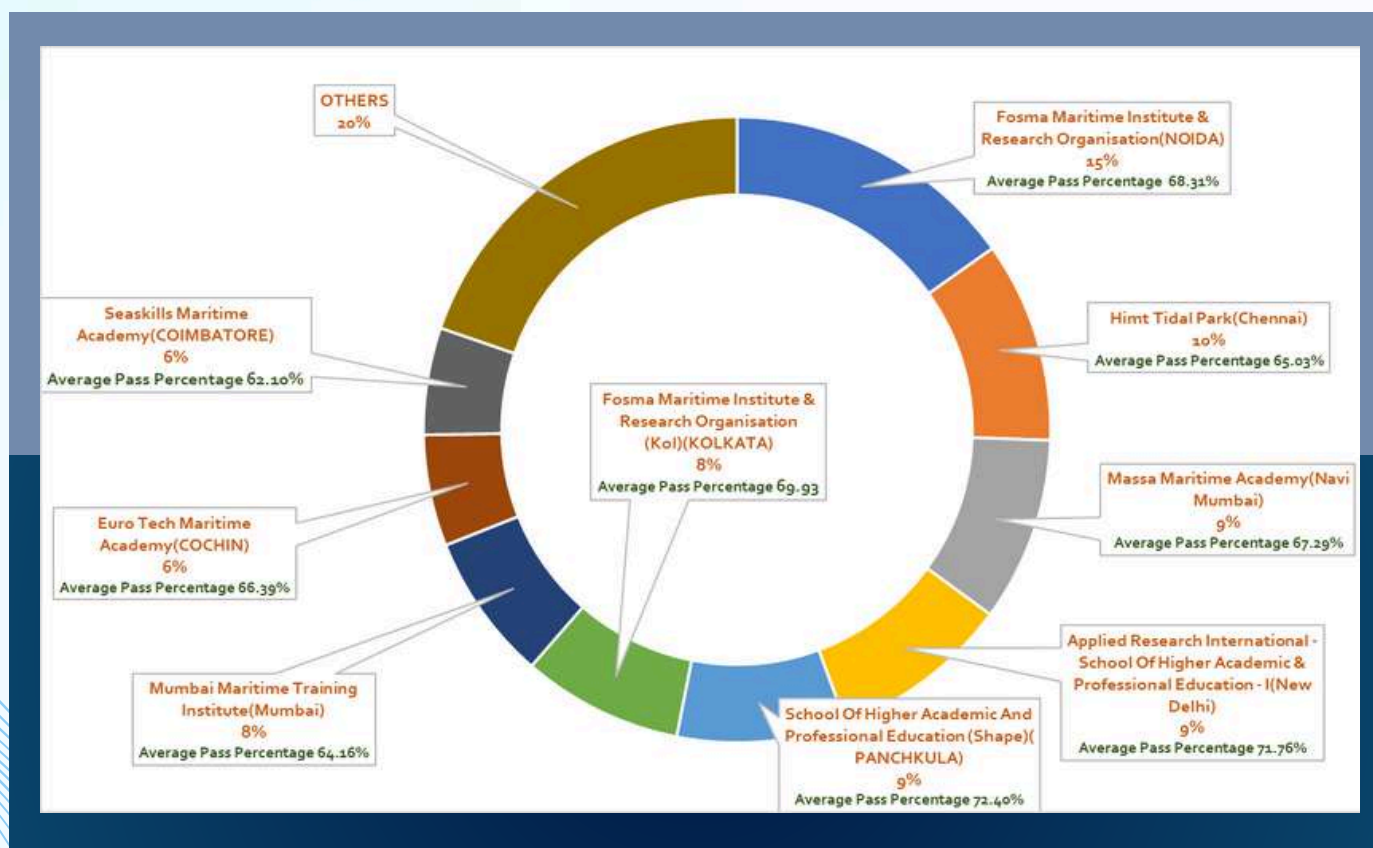
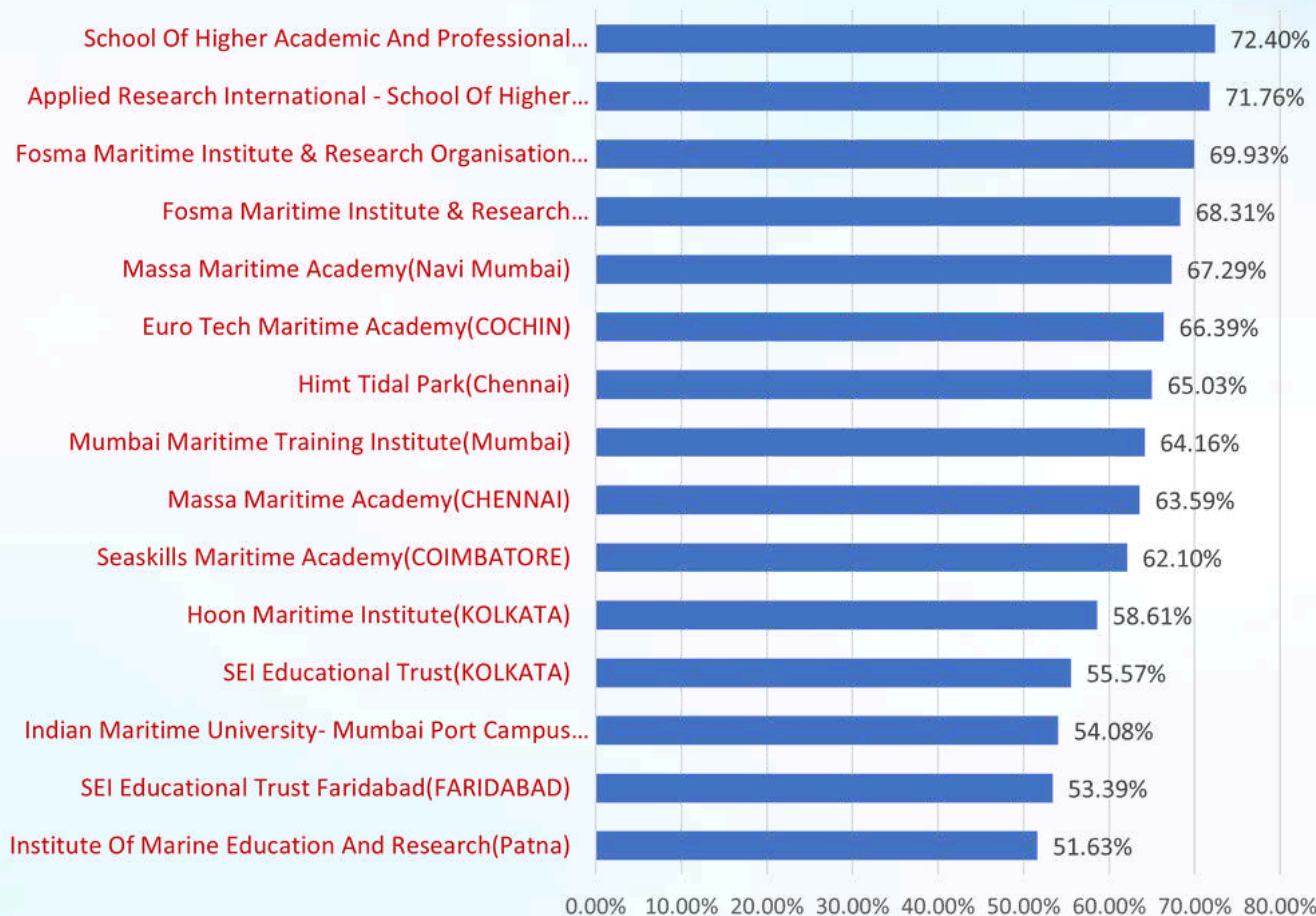


Institute wise candidates exam result for First Mate of Foreign Going Ship Phase I for the period (Jan - Dec 2024)									
Name of Training Institute	CARGO			SHIP OPERATION					
	Written			Written					
	CARGO			Ship Operation			Naval ARC Paper 1		
	Total Appeared	Pass	Pass %	Total Appeared	Pass	Pass %	Total Appeared	Pass	Pass %
Applied Research International - School Of Higher Academic & Professional Education - I(New Delhi)	181	104	57.46	160	141	88.13	170	105	61.76
Centre For Maritime Education And Training(Lucknow)	10	5	50	8	3	37.5	7	5	71.43
Euro Tech Maritime Academy(COCHIN)	96	45	46.88	101	83	82.18	101	54	53.47
Fosma Maritime Institute & Research Organisation (Kol) (KOLKATA)	147	84	57.14	140	115	82.14	133	97	72.93
Fosma Maritime Institute & Research Organisation(NOIDA)	309	152	49.19	254	223	87.8	246	142	57.72
Himt Tidal Park(Chennai)	231	118	51.08	153	124	81.05	184	99	53.8
Hoon Maritime Institute(KOLKATA)	58	28	48.28	42	29	69.05	49	28	57.14
Hsna Maritime Education And Research(LUCKNOW)	8	3	37.5	4	4	100	12	4	33.33
Indian Maritime University-Mumbai Port Campus (Lbs Camsar & Meri)(Mumbai)	56	19	33.93	29	23	79.31	34	18	52.94
Institute Of Marine Education And Research(Patna)	77	32	41.56	50	39	78	58	25	43.1
Massa Maritime Academy(CHENNAI)	52	28	53.85	34	32	94.12	43	16	37.21
Massa Maritime Academy(Navi Mumbai)	178	89	50	151	127	84.11	194	105	54.12
Mumbai Maritime Training Institute(Mumbai)	152	82	53.95	116	91	78.45	136	67	49.26
School Of Higher Academic And Professional Education (Shape)( PANCHKULA)	169	101	59.76	135	119	88.15	170	111	65.29
Seaskills Maritime Academy(COIMBATORE)	129	51	39.53	67	61	91.04	116	56	48.28
Sei Educational Trust Faridabad(FARIDABAD)	38	15	39.47	35	30	85.71	36	17	47.22
Sei Educational Trust(KOLKATA)	102	42	41.18	77	57	74.03	103	42	40.78

## Institute wise candidates exam result for First Mate of Foreign Going Ship Phase I for the period (Jan - Dec 2024)

Name of Training Institute	NAVIGATION		CARGO	SHIP OPERATION		AVERAGE PASS%
	TCN Pass %	MET Pass %	CARGO Pass %	Ship Operation Pass %	Naval ARC Paper 1 Pass %	
Applied Research International - School Of Higher Academic & Professional Education - I(New Delhi)	60.54	90.91	57.46	88.13	61.76	71.76
Centre For Maritime Education And Training(Lucknow)	38.89	88.89	50	37.5	71.43	57.34
Euro Tech Maritime Academy(COCHIN)	69.03	80.37	46.88	82.18	53.47	66.39
Fosma Maritime Institute & Research Organisation (Kol)(KOLKATA)	52	85.43	57.14	82.14	72.93	69.93
Fosma Maritime Institute & Research Organisation(NOIDA)	60.32	86.53	49.19	87.8	57.72	68.31
Himt Tidal Park(Chennai)	55.02	84.18	51.08	81.05	53.8	65.03
Hoon Maritime Institute(KOLKATA)	38.98	79.59	48.28	69.05	57.14	58.61
Hsna Maritime Education And Research(LUCKNOW)	27.27	100	37.5	100	33.33	59.62
Indian Maritime University- Mumbai Port Campus (Lbs Camsar & Meri)(Mumbai)	31.48	72.73	33.93	79.31	52.94	54.08
Institute Of Marine Education And Research(Patna)	31.34	64.15	41.56	78	43.1	51.63
Massa Maritime Academy(CHENNAI)	50.94	81.82	53.85	94.12	37.21	63.59
Massa Maritime Academy(Navi Mumbai)	57.56	90.68	50	84.11	54.12	67.29
Mumbai Maritime Training Institute(Mumbai)	58.13	80.99	53.95	78.45	49.26	64.16
School Of Higher Academic And Professional Education (Shape)( PANCHKULA)	60.98	87.84	59.76	88.15	65.29	72.4
Seaskills Maritime Academy(COIMBATORE)	60.75	70.89	39.53	91.04	48.28	62.1
Sei Educational Trust Faridabad(FARIDABAD)	38.46	56.1	39.47	85.71	47.22	53.39
Sei Educational Trust(KOLKATA)	40.52	81.32	41.18	74.03	40.78	55.57

## Institute wise candidates exam result for First Mate of Foreign Going Ship Phase I for the period (Jan - Dec 2024)



\*Institutes with less than 5% of candidates were not considered, for performance evaluation.

# 4.First Mate Of a Foreign Going Ship Phase-2

## Summary

The Phase 2 training data reflects several positive trends across maritime institutes. Many institutes such as SHAPE Panchkula, FOSMA Kolkata, and MASSA Navi Mumbai have demonstrated strong and consistent performance across critical subjects like BWK and Engg.Knowledge , indicating effective training delivery and student preparedness. Subjects like Engg.Knowledge and BWK show encouraging results across most institutes, suggesting a solid grasp of core operational concepts. Even among institutes with lower overall scores, there are individual subjects where performance is commendable, highlighting focused strengths. Overall, the data showcases a promising foundation in maritime education, with opportunities to further strengthen subject-specific training and bring greater consistency across institutes.

TOP PERFORMING INSTITUTES	SUBJECT NAME	LOW PERFORMING INSTITUTES
<ul style="list-style-type: none"><li>MASSA Navi Mumbai (68.49%)</li><li>SHAPE (68.37%)</li></ul>	NAVIGATION AIDS	<ul style="list-style-type: none"><li>Hoon Maritime (39.39%)</li><li>SEI Kolkata (47.37%)</li></ul>
<ul style="list-style-type: none"><li>SHAPE (80.36%)</li><li>MASSA Chennai (75.38%)</li></ul>	BRIDGE WATCHKEEPING	<ul style="list-style-type: none"><li>HIMT (55.77%)</li><li>SEI Faridabad (57.75%)</li></ul>
<ul style="list-style-type: none"><li>Applied Research (85.25%)</li><li>MASSA Chennai (83.08%)</li><li>SHAPE (79.38%)</li></ul>	ENGG. KNOWLEDGE	<ul style="list-style-type: none"><li>Strongest subject overall; most institutes scored above 75%.</li></ul>
<ul style="list-style-type: none"><li>FOSMA Kolkata (67.82%)</li><li>SHAPE (61.46%)</li></ul>	MARITIME LEGISLATION	<ul style="list-style-type: none"><li>SEI Kolkata (45.74%)</li><li>Seaskills (47.97%)</li></ul>
<ul style="list-style-type: none"><li>MASSA Navi Mumbai (68.70%)</li><li>Euro Tech (67.74%)</li></ul>	NAVAL ARC PAPER 2	<ul style="list-style-type: none"><li>MASSA Chennai (44.19%)</li><li>SEI Kolkata (46.36%)</li></ul>

### Key Highlights

- ▶ Applied Research, SHAPE Panchkula, and FOSMA Kolkata scored well across all 5 subjects.
- ▶ SEI Kolkata, Hoon Maritime, and HIMT Chennai had lower averages (<60%) and scored below average in most subjects.
- ▶ Engg.Knowledge consistently shows higher pass percentages, implying better candidate understanding of ship engineering systems.



# First Mate Of a Foreign Going Ship Phase-2

Institute wise candidates exam result for First Mate of Foreign Going Ship Phase II for the period(Jan - Dec 2024)

Name of Training Institute	NAVIGATION								
	Written								
	Naval Aids			BWK			Engg.Knowledge		
	Total Appeared	Pass	Pass %	Total Appeared	Pass	Pass %	Total Appeared	Pass	Pass %
Applied Research International - School Of Higher Academic & Professional Education - I(New Delhi)	216	139	64.35	222	150	67.57	183	156	85.25
Centre For Maritime Education And Training(Lucknow)	2	2	100	2	2	100	1	1	100
Euro Tech Maritime Academy(COCHIN)	111	64	57.66	100	71	71	77	53	68.83
Fosma Maritime Institute & Research Organisation (Kol) (KOLKATA)	86	44	51.16	70	53	75.71	63	51	80.95
Fosma Maritime Institute & Research Organisation(NOIDA)	230	145	63.04	221	153	69.23	196	164	83.67
Himt Tidal Park(Chennai)	143	66	46.15	156	87	55.77	114	89	78.07
Hoon Maritime Institute(KOLKATA)	66	26	39.39	66	38	57.58	46	35	76.09
Hsna Maritime Education And Research(LUCKNOW)	9	6	66.67	6	5	83.33	5	3	60
Indian Maritime University- Mumbai Port Campus (Lbs Camsar & Meri) (Mumbai)	44	23	52.27	41	26	63.41	32	24	75
Institute Of Marine Education And Research(Patna)	70	37	52.86	70	47	67.14	53	40	75.47
Massa Maritime Academy(CHENNAI)	68	34	50	65	49	75.38	65	54	83.08
Massa Maritime Academy(Navi Mumbai)	146	100	68.49	139	92	66.19	129	100	77.52
Mumbai Maritime Training Institute(Mumbai)	125	70	56	123	85	69.11	100	75	75
School Of Higher Academic And Professional Education (Shape)( PANCHKULA)	98	67	68.37	112	90	80.36	97	77	79.38
Seaskills Maritime Academy(COIMBATORE)	119	65	54.62	112	71	63.39	98	76	77.55
Sei Educational Trust Faridabad(FARIDABAD)	74	42	56.76	71	41	57.75	61	45	73.77
Sei Educational Trust(KOLKATA)	133	63	47.37	127	80	62.99	103	77	74.76

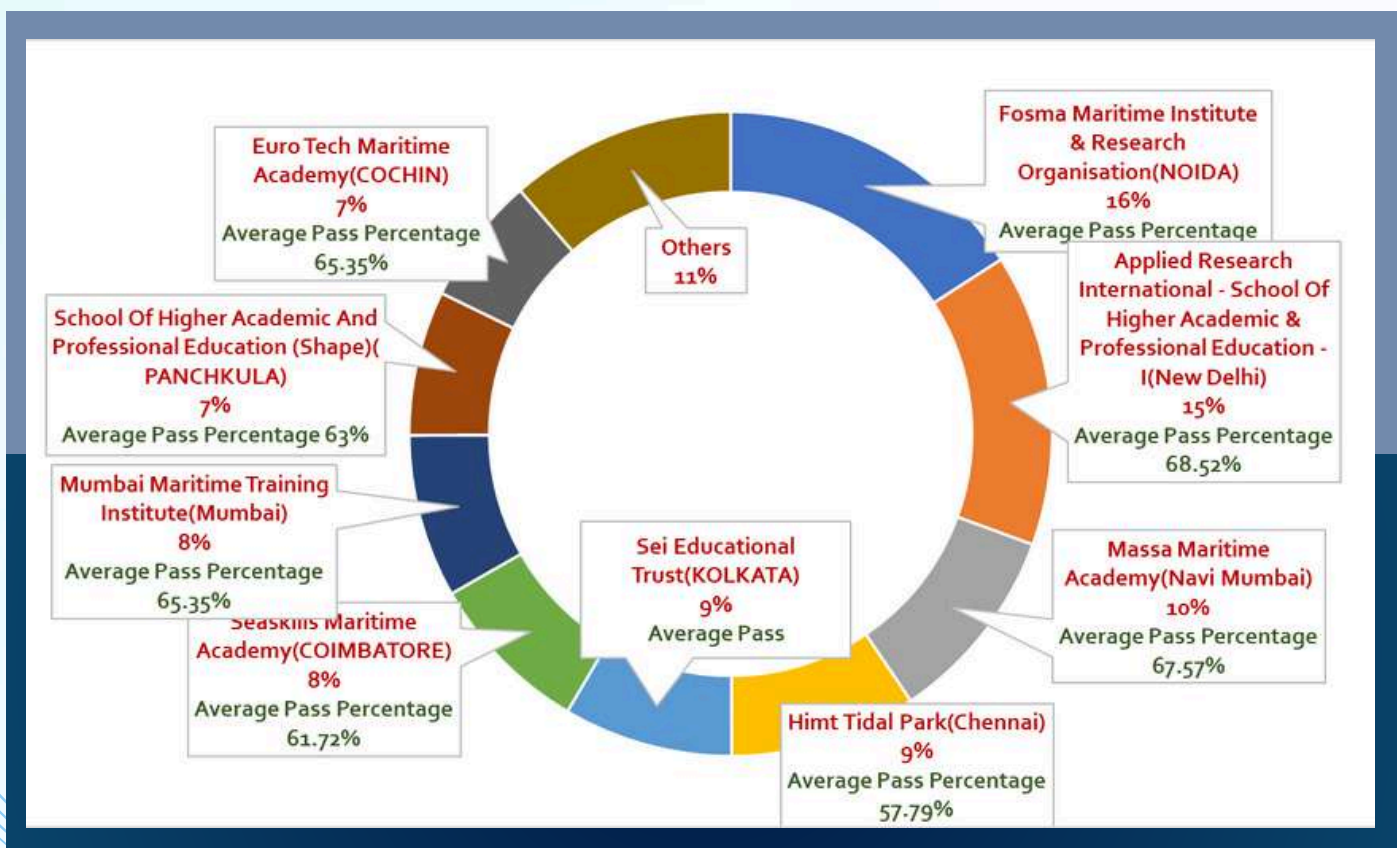

## Institute wise candidates exam result for First Mate of Foreign Going Ship Phase II for the period(Jan - Dec 2024)

Name of Training Institute	SHIP OPERATION					
	Written					
	Maritime Legislation			Naval ARC Paper 2		
	Total Appeared	Pass	Pass %	Total Appeared	Pass	Pass %
Applied Research International - School Of Higher Academic & Professional Education - I(New Delhi)	233	154	66.09	182	108	59.34
Centre For Maritime Education And Training(Lucknow)	6	2	33.33	2	1	50
Euro Tech Maritime Academy(COCHIN)	104	64	61.54	62	42	67.74
Fosma Maritime Institute & Research Organisation (Kol)(KOLKATA)	87	59	67.82	54	40	74.07
Fosma Maritime Institute & Research Organisation(NOIDA)	253	137	54.15	222	133	59.91
Himt Tidal Park(Chennai)	137	76	55.47	114	61	53.51
Hoon Maritime Institute(KOLKATA)	63	36	57.14	57	31	54.39
Hsna Maritime Education And Research(LUCKNOW)	13	6	46.15	10	6	60
Indian Maritime University- Mumbai Port Campus (Lbs Camsar & Meri)(Mumbai)	48	25	52.08	32	21	65.63
Institute Of Marine Education And Research(Patna)	56	34	60.71	71	37	52.11
Massa Maritime Academy(CHENNAI)	63	37	58.73	43	19	44.19
Massa Maritime Academy(Navi Mumbai)	158	90	56.96	131	90	68.7
Mumbai Maritime Training Institute(Mumbai)	120	77	64.17	110	72	65.45
School Of Higher Academic And Professional Education (Shape)( PANCHKULA)	96	59	61.46	110	61	55.45
Seaskills Maritime Academy(COIMBATORE)	148	71	47.97	106	69	65.09
Sei Educational Trust Faridabad(FARIDABAD)	63	37	58.73	47	27	57.45
Sei Educational Trust(KOLKATA)	129	59	45.74	110	51	46.36

**Institute wise candidates exam result for First Mate of Foreign Going Ship Phase II for the period(Jan - Dec 2024)**

Name of Training Institute	NAVIGATION			SHIP OPERATION		AVERAGE PASS%
	Naval Aids Pass %	BWK Pass %	Engg.Knowledge Pass %	Maritime Legislation Pass %	Naval ARC Paper 2 Pass %	
Applied Research International - School Of Higher Academic & Professional Education - I(New Delhi)	64.35	67.57	85.25	66.09	59.34	68.52
Centre For Maritime Education And Training(Lucknow)	100	100	100	33.33	50	76.67
Euro Tech Maritime Academy(COCHIN)	57.66	71	68.83	61.54	67.74	65.35
Fosma Maritime Institute & Research Organisation (Kol)(KOLKATA)	51.16	75.71	80.95	67.82	74.07	69.94
Fosma Maritime Institute & Research Organisation(NOIDA)	63.04	69.23	83.67	54.15	59.91	66
Himt Tidal Park(Chennai)	46.15	55.77	78.07	55.47	53.51	57.79
Hoon Maritime Institute(KOLKATA)	39.39	57.58	76.09	57.14	54.39	56.92
Hsna Maritime Education And Research(LUCKNOW)	66.67	83.33	60	46.15	60	63.23
Indian Maritime University- Mumbai Port Campus (Lbs Camsar & Meri)(Mumbai)	52.27	63.41	75	52.08	65.63	61.68
Institute Of Marine Education And Research(Patna)	52.86	67.14	75.47	60.71	52.11	61.66
Massa Maritime Academy(CHENNAI)	50	75.38	83.08	58.73	44.19	62.28
Massa Maritime Academy(Navi Mumbai)	68.49	66.19	77.52	56.96	68.7	67.57
Mumbai Maritime Training Institute(Mumbai)	56	69.11	75	64.17	65.45	65.95
School Of Higher Academic And Professional Education (Shape)( PANCHKULA)	68.37	80.36	79.38	61.46	55.45	69
Seaskills Maritime Academy(COIMBATORE)	54.62	63.39	77.55	47.97	65.09	61.72
Sei Educational Trust Faridabad(FARIDABAD)	56.76	57.75	73.77	58.73	57.45	60.89
Sei Educational Trust(KOLKATA)	47.37	62.99	74.76	45.74	46.36	55.44

## Institute wise candidates exam result for First Mate of Foreign Going Ship Phase II for the period (Jan - Dec 2024)



\*Institutes with less than 5% of candidates were not considered, for performance evaluation.



# 5. Master of a Foreign Going Ship

## Summary:

The performance in the Advanced Shipboard Management (Written) examination shows encouraging trends across several maritime institutes, with a few achieving remarkable success. While some institutes achieved excellent outcomes, others demonstrated moderate success, and a few lagged behind. Overall, the data suggests that many institutions maintain a fair level of academic effectiveness in delivering advanced maritime training. The variations in pass rates underscore the need to standardize teaching practices and strengthen subject-specific support to ensure more consistent performance across all centers. Institutes such as Massa Maritime Academy (Chennai) and Mumbai Maritime Training Institute lead with strong pass rates, reflecting high standards of academic delivery and student preparedness.

### Participation Scale in Advanced Shipboard Management Examination

A total of 1,453 candidates appeared for the Advanced Shipboard Management written examination across all listed institutes. Notably, FOSMA Noida contributed the highest share with 185 examinees, followed closely by MASSA Maritime Academy (Navi Mumbai) with 174, and Applied Research International (New Delhi) with 103. These figures reflect the significant scale of operations at these leading institutes and their central role in shaping the Master-level officer cadre for the maritime sector.

Top 5 Institutes with Highest Number of Candidates Appeared for Advanced Shipboard Management (Written) Examination

Name of Training Institute	Total Appeared
Fosma Maritime Institute & Research Organisation (Noida)	185
MASSA Maritime Academy (Navi Mumbai)	174
School of Higher Academic And Professional Education (SHAPE) ( Panchkula)	117
Mumbai Maritime Training Institute (Mumbai)	114
Applied Research International - School of Higher Academic & Professional Education - I (New Delhi)	103

## Key Highlights

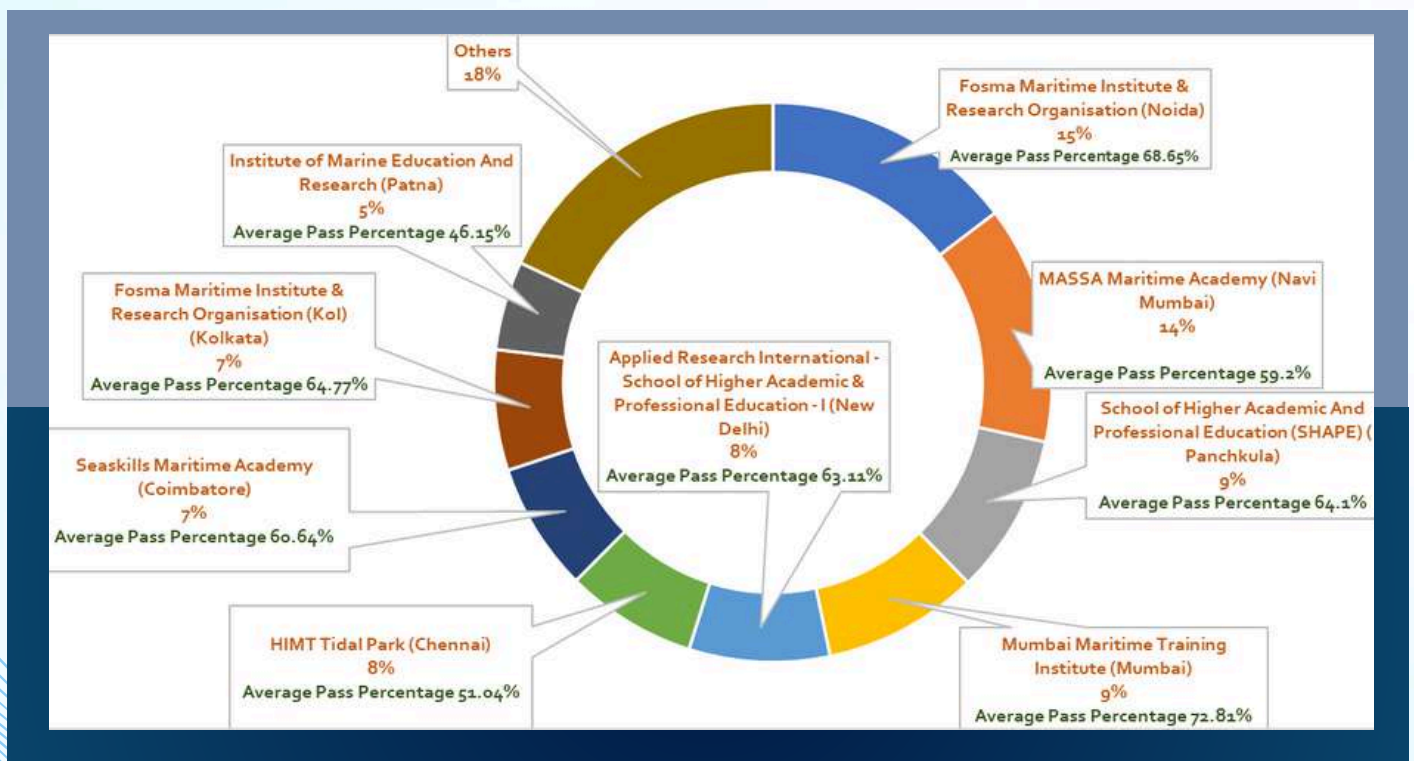
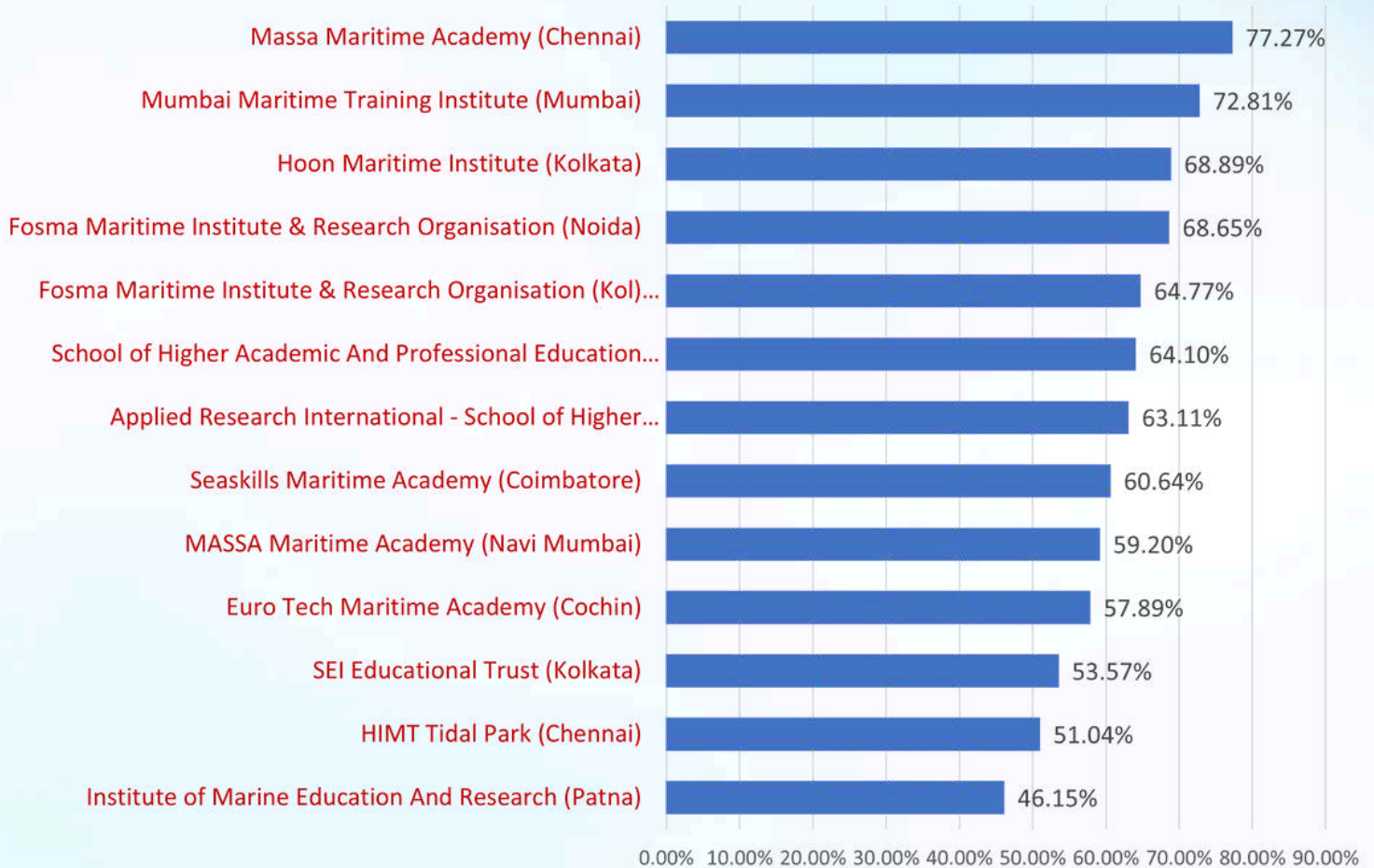
- ▶ Massa Maritime Academy (Chennai) with 77.27%, and Mumbai Maritime Training Institute (MMTI) with 72.81%, emerged as the top performers in the Advanced Shipboard Management exam. Their results reflect strong instructional quality and effective candidate preparation at the Master (Foreign Going) level.
- ▶ FOSMA Noida and ARI-SHAPE (New Delhi) maintained good pass percentages despite large student numbers, showcasing effective large-scale training capabilities.

# Master of a Foreign Going Ship

Institute wise candidates exam result for Master of a Foreign Going Ship for the period (Jan - Dec 2024)

Name of Training Institute	Written		
	Advanced Shipboard Management		
	Total Appeared	Pass	Pass %
Applied Research International - School of Higher Academic & Professional Education - I (New Delhi)	103	65	63.11
Centre For Maritime Training Noida (Noida)	3	2	66.67
Centre for Maritime Education And Training (Lucknow)	19	6	31.58
Euro Tech Maritime Academy (Cochin)	57	33	57.89
Fosma Maritime Institute & Research Organisation (Kol) (Kolkata)	88	57	64.77
Fosma Maritime Institute & Research Organisation (Noida)	185	127	68.65
HIMT Tidal Park (Chennai)	96	49	51.04
HSNA Maritime Education And Research (Lucknow)	15	7	46.67
Hoon Maritime Institute (Kolkata)	45	31	68.89
Indian Maritime University- Mumbai Port Campus (LBS CAMSAR & MERI) (Mumbai)	10	4	40
Institute of Marine Education And Research (Patna)	65	30	46.15
MASSA Maritime Academy (Navi Mumbai)	174	103	59.2
Massa Maritime Academy (Chennai)	22	17	77.27
Mumbai Maritime Training Institute (Mumbai)	114	83	72.81
SEI Educational Trust (Kolkata)	56	30	53.57
School of Higher Academic And Professional Education (SHAPE) ( Panchkula)	117	75	64.1
Seaskills Maritime Academy (Coimbatore)	94	57	60.64

## Institute Wise Candidates Exam Result for Master of a Foreign Going Ship for the period (Jan - Dec 2024)



\*Institutes with less than 5% of candidates were not considered, for performance evaluation.



## 6.Master of a Near Coastal Voyages:

### Candidates exam result for MASTER (NCV) for the period (Jan - Dec 2024)

**Name of Training Institute:**

Indian Maritime University- Mumbai  
Port Campus (LBS CAMSAR & MERI)  
(Mumbai)

**Subject:**

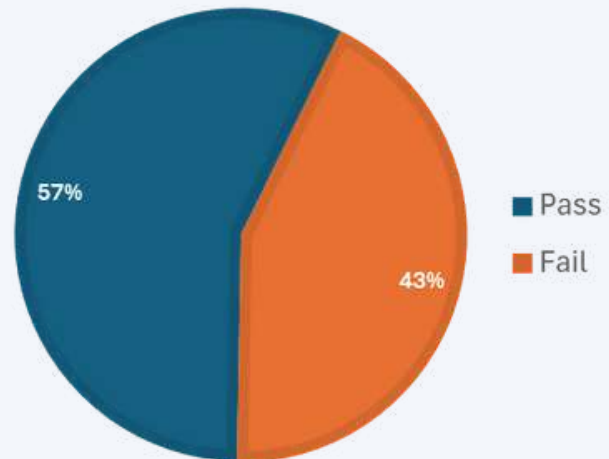
Advance Ship Bord of Management

**Appeared:** 86

**Pass:** 49

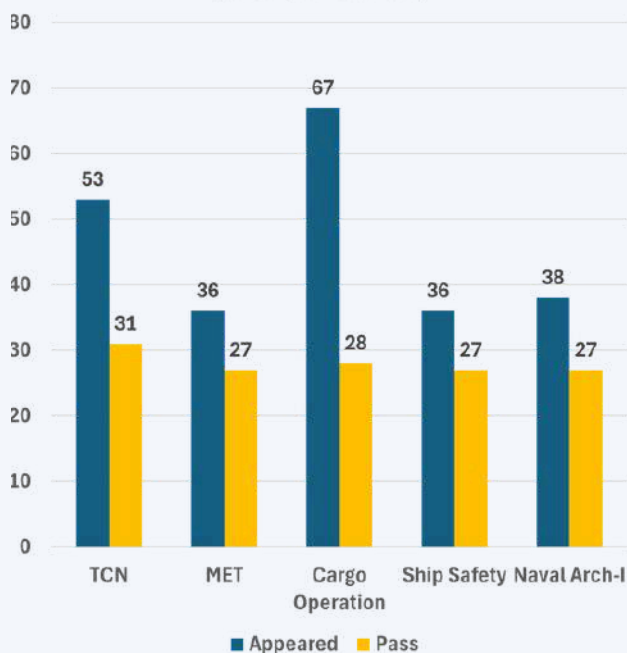
**Pass%:** 56.98%

INDIAN MARITIME UNIVERSITY-  
MUMBAI PORT CAMPUS (LBS CAMSAR &  
MERI)(MUMBAI)



## 7. Chief Mate of a Near Coastal Voyages :

Candidates Exam Result for 1M PH-I (NCV) for the period (Jan - Dec 2024)



Candidates Exam Result for 1M PH-I (NCV) for the period (Jan - Dec 2024)

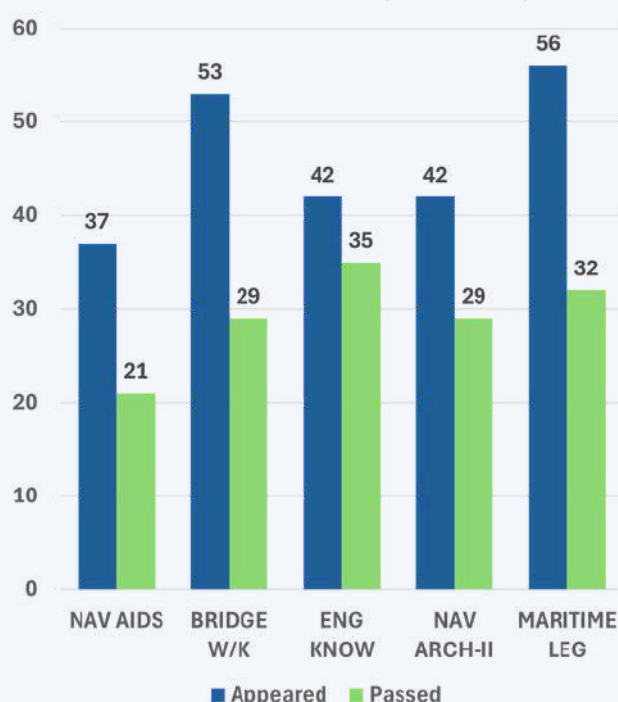
Subjects	Appeared	Pass	Pass %
TCN	53	31	58.49%
MET	36	27	75.00%
Cargo Operation	67	28	41.79%
Ship Safety	36	27	75.00%
Naval Arch-I	38	27	71.05%
Average%	-	-	64.27%



### Candidates Exam Result for 1M PH-II (NCV) – Jan to Dec 2024

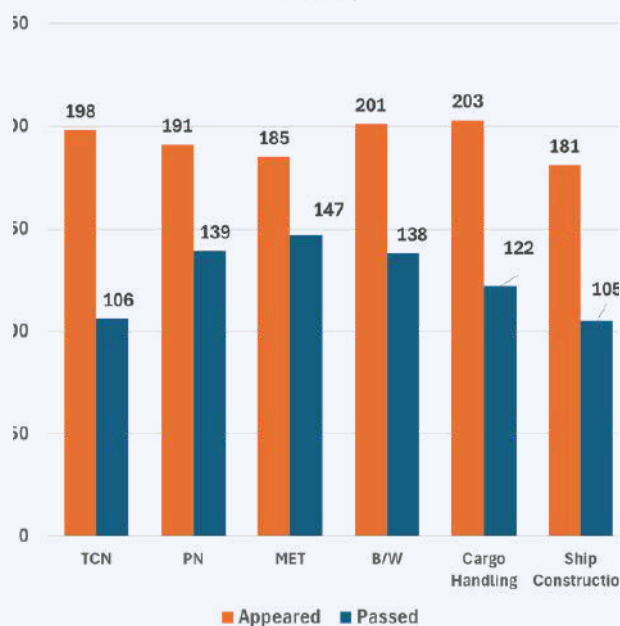
Subject	Appeared	Passed	Pass %
Naval AIDS	37	21	56.76%
BRIDGE W/K	53	29	54.72%
Engg.Knowledge	42	35	83.33%
NAV ARCH-II	42	29	69.05%
MARITIME LEG	56	32	57.14%
Average %	–	–	64.20%

Chief Mate of NCV Phase 2 (Jan-Dec 2024)



## 8.NWKO of a Near Coastal Voyages for the period of Jan - Dec 2024:

Candidates Exam result for NWKO (NCV) for the period (Jan - Dec 2024)



Candidates Exam result for NWKO (NCV) for the period (Jan - Dec 2024)

Subjects	Appeared	Passed	Pass %
TCN	198	106	53.54%
PN	191	139	72.77%
MET	185	147	79.46%
B/W	201	138	68.66%
Cargo Handling	203	122	60.10%
Ship Construction	181	105	58.01%
Average %	-	-	65.42%

# Contributors

**Capt. Ravi Singh Sikarwar**  
Nautical Surveyor-cum-DDG  
(Tech.)

**Mr. Ujjwal Ranjan**  
Legal Assistant, DGS

**Mr. Rahul Tomar**  
Upper Division Clerk, DGS

**Mr. Naresh Kannaa**  
Business Analyst, DGS

**Ms. Purvaja Fursule**  
Data Analyst, DGS

## **Nautical EAC Branch, DGS**

Ms. Darshika Mishra, DEO

Ms. Shivani Raut, DEO

Mr. Prashant P. Nimbare, DEO

Ms. Sneha Amte, DEO

Ms. Pooja Utekar, DEO

Ms. Prerna Rayanak, DEO

Ms. Amruta Kadam, DEO

Ms. Mrunali Shirodkar, DEO



# **Directorate General of Shipping**

## **Examination, Assessment & Certification (EAC) Branch,**

### **Nautical Wing,**

Directorate General of Shipping,  
9th Floor, Beta Building, I-Think Techno Campus,  
Kanjurmarg (East), Mumbai - 400 042  
Email: [nt-dgs@nic.in](mailto:nt-dgs@nic.in)

This report is also available on the Directorate General of Shipping website:  
[www.dgshipping.gov.in](http://www.dgshipping.gov.in)