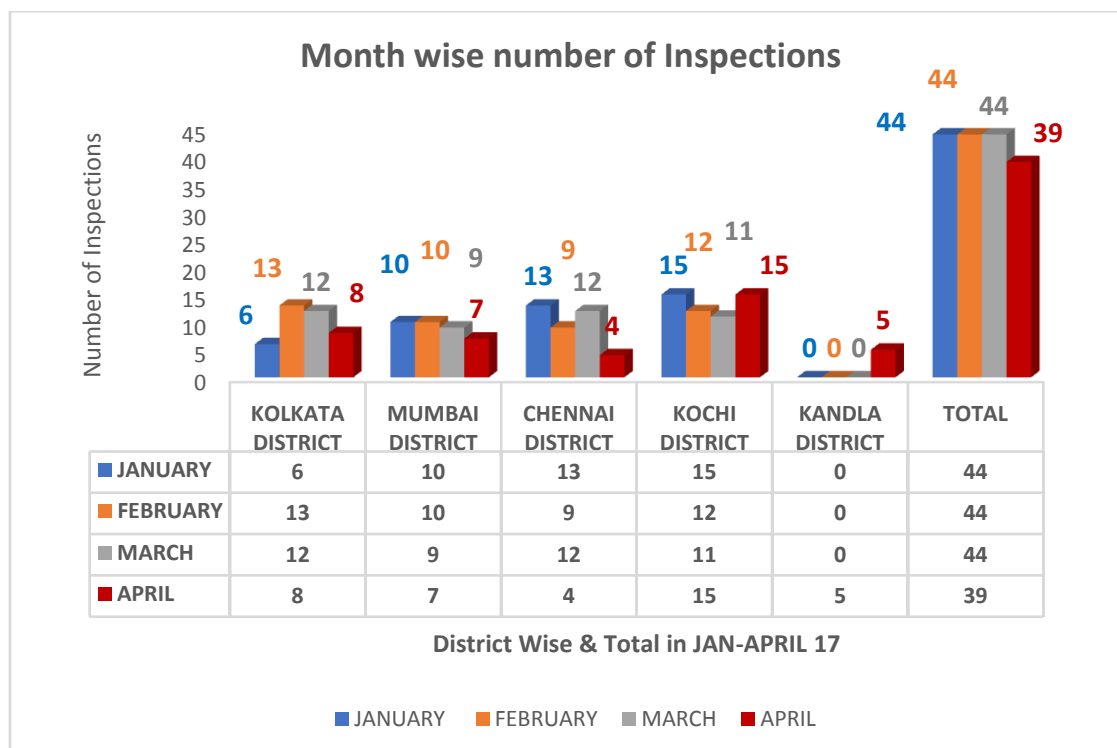


## PORT STATE INSPECTIONS & FLAG STATE INSPECTION REPORT APRIL 17

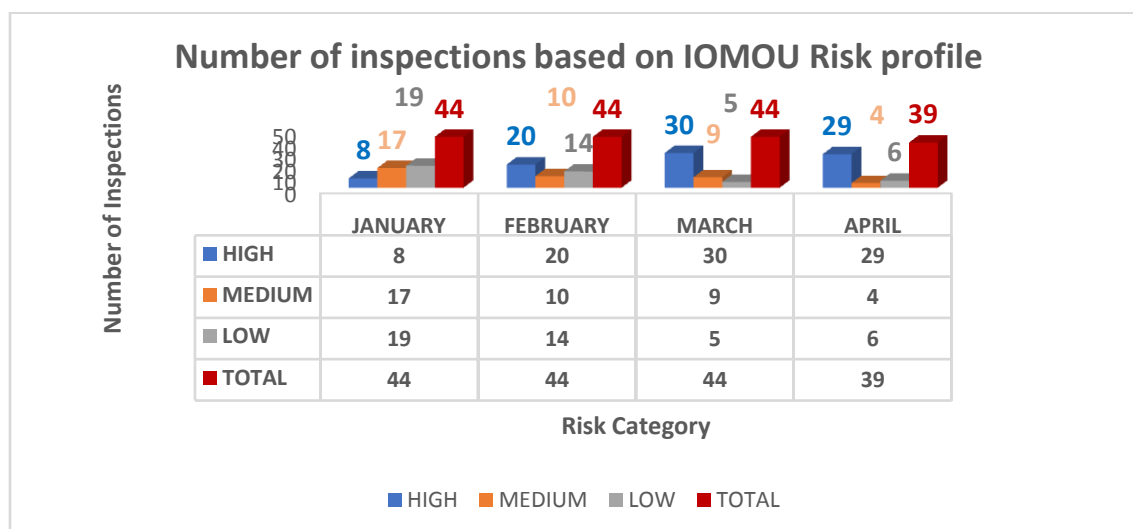
### A) The Port State Inspections of Foreign Flag Ships in India

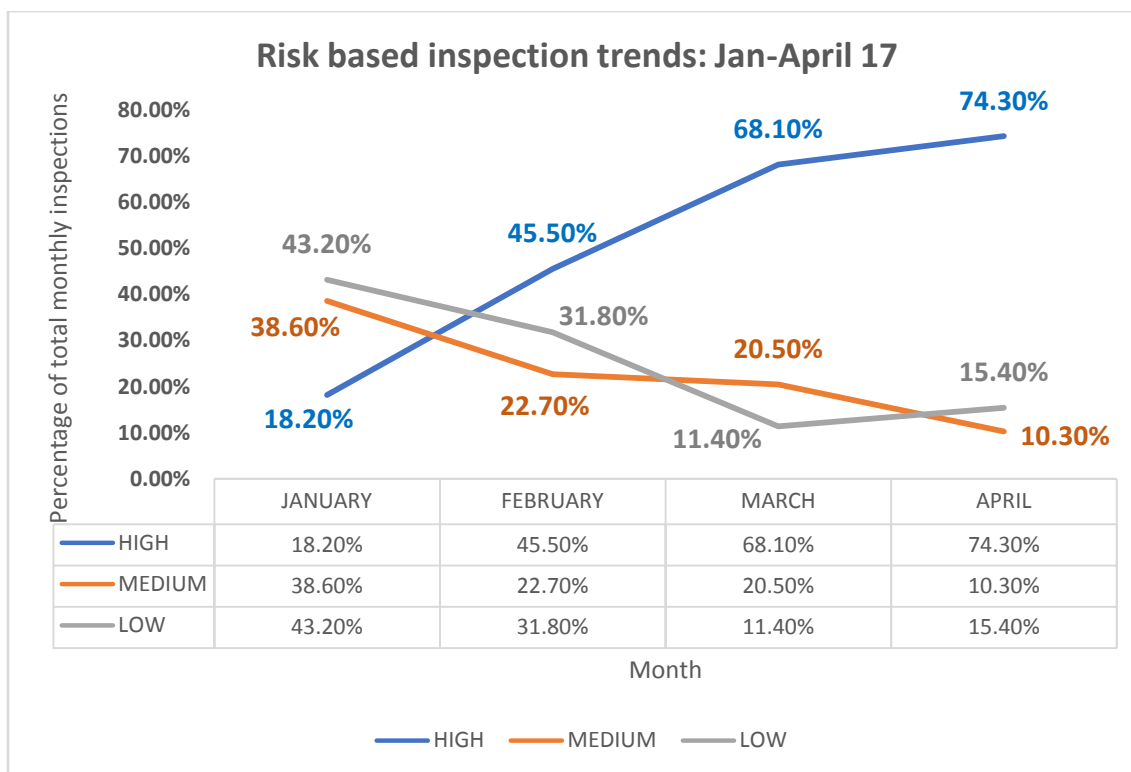
#### 1. Inspections across India



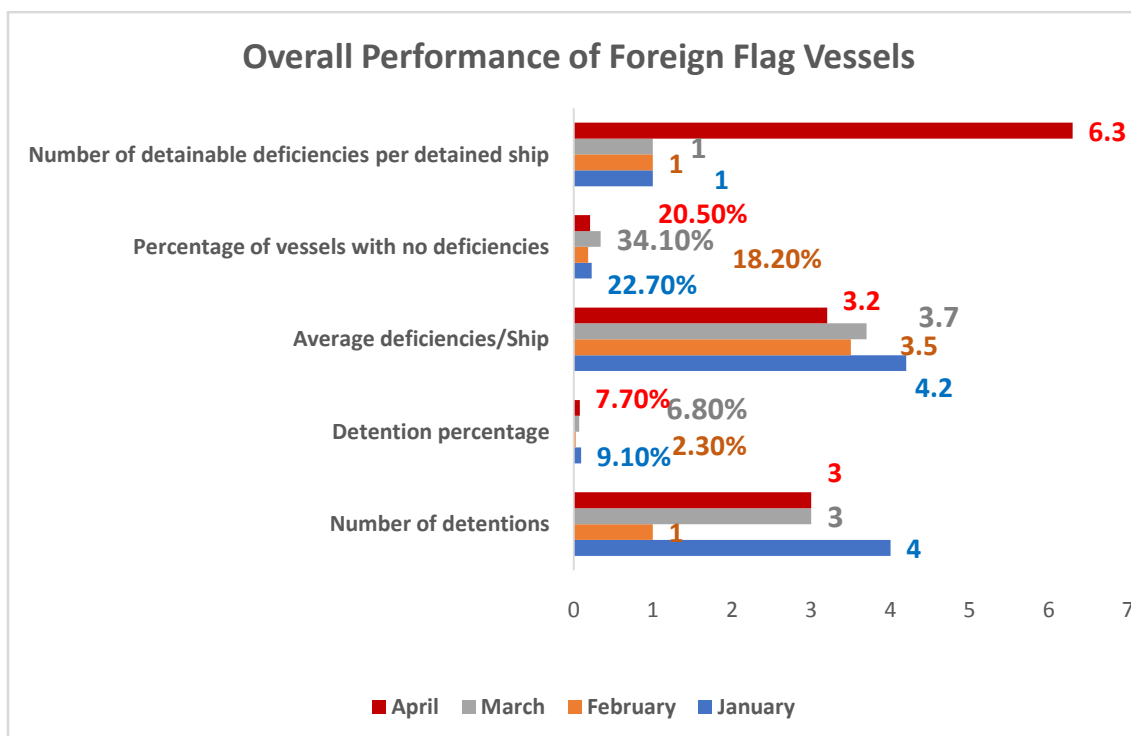
Note: Port state inspections jurisdiction in all major and minor ports are divided between 5 districts.

#### 2. Inspections based on Risk Profile



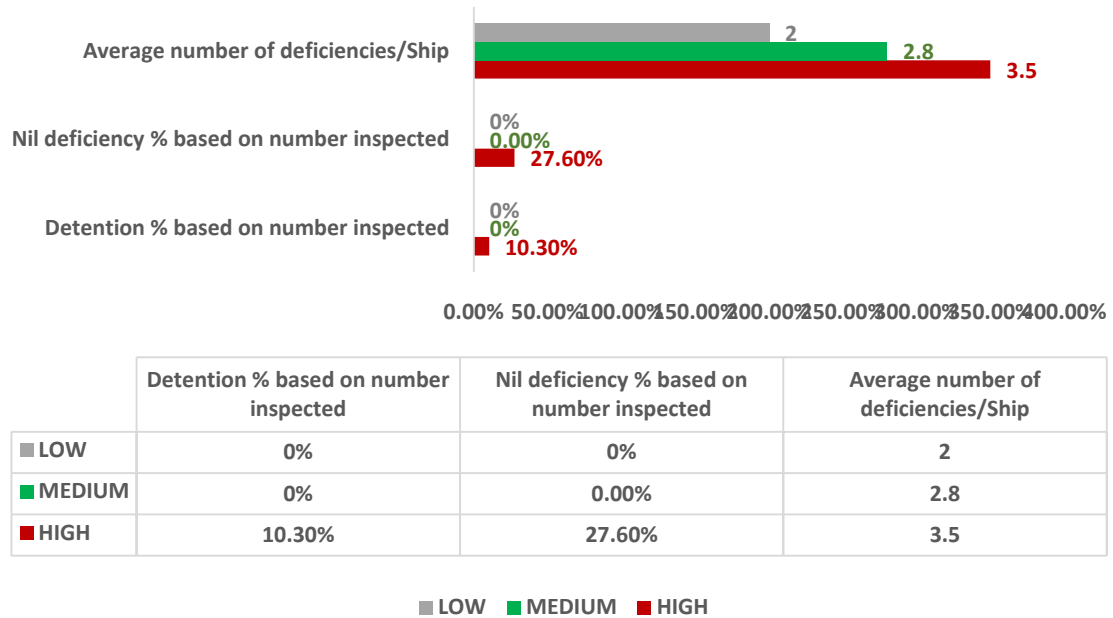


### 3. The performance of foreign flag vessels



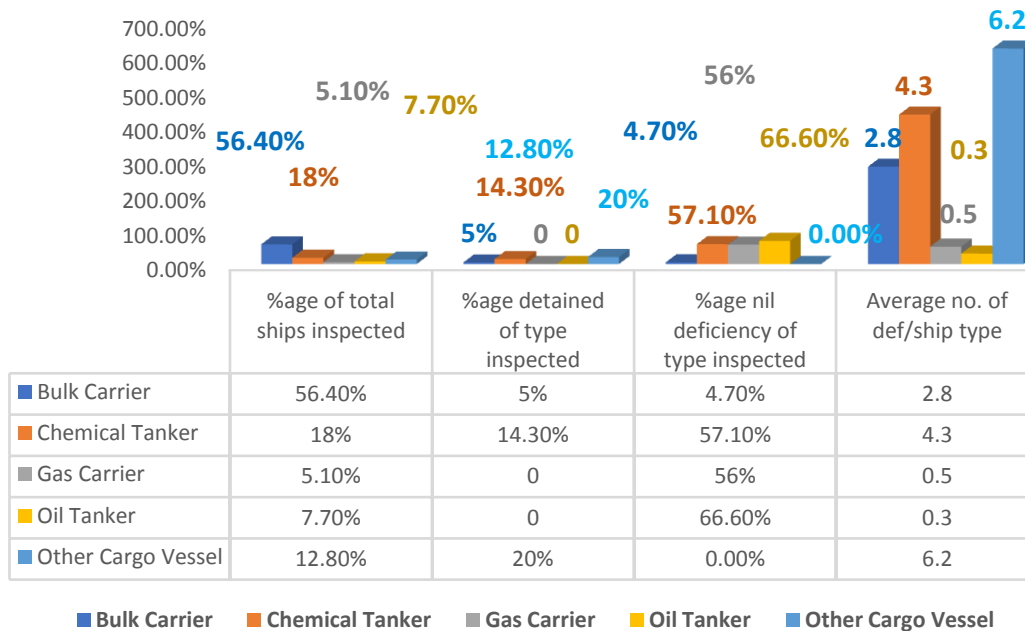
Note: Average deficiencies per ship include detainable deficiencies.

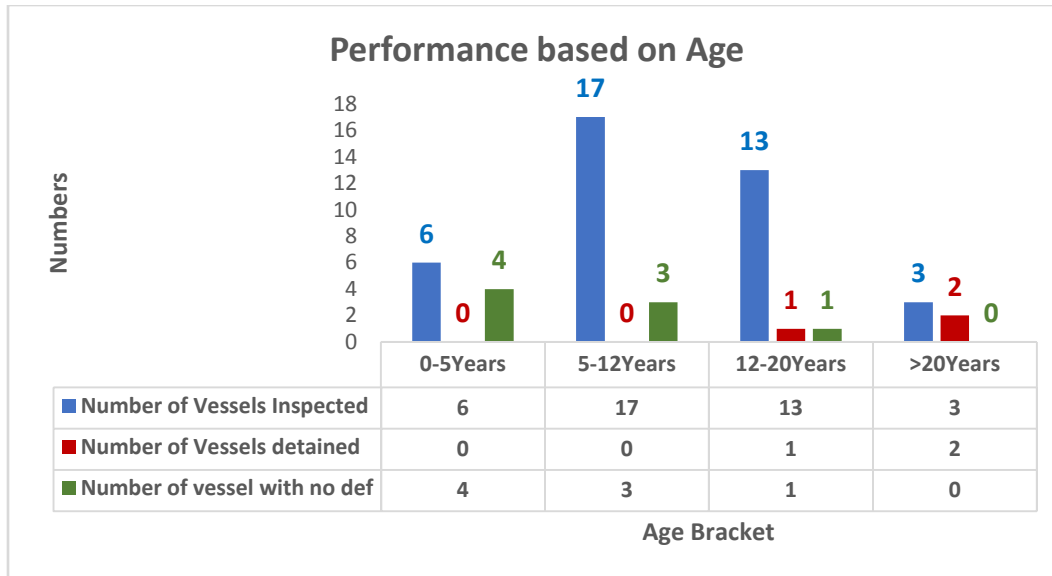
## Performance of vessels with various IOMOU risk category



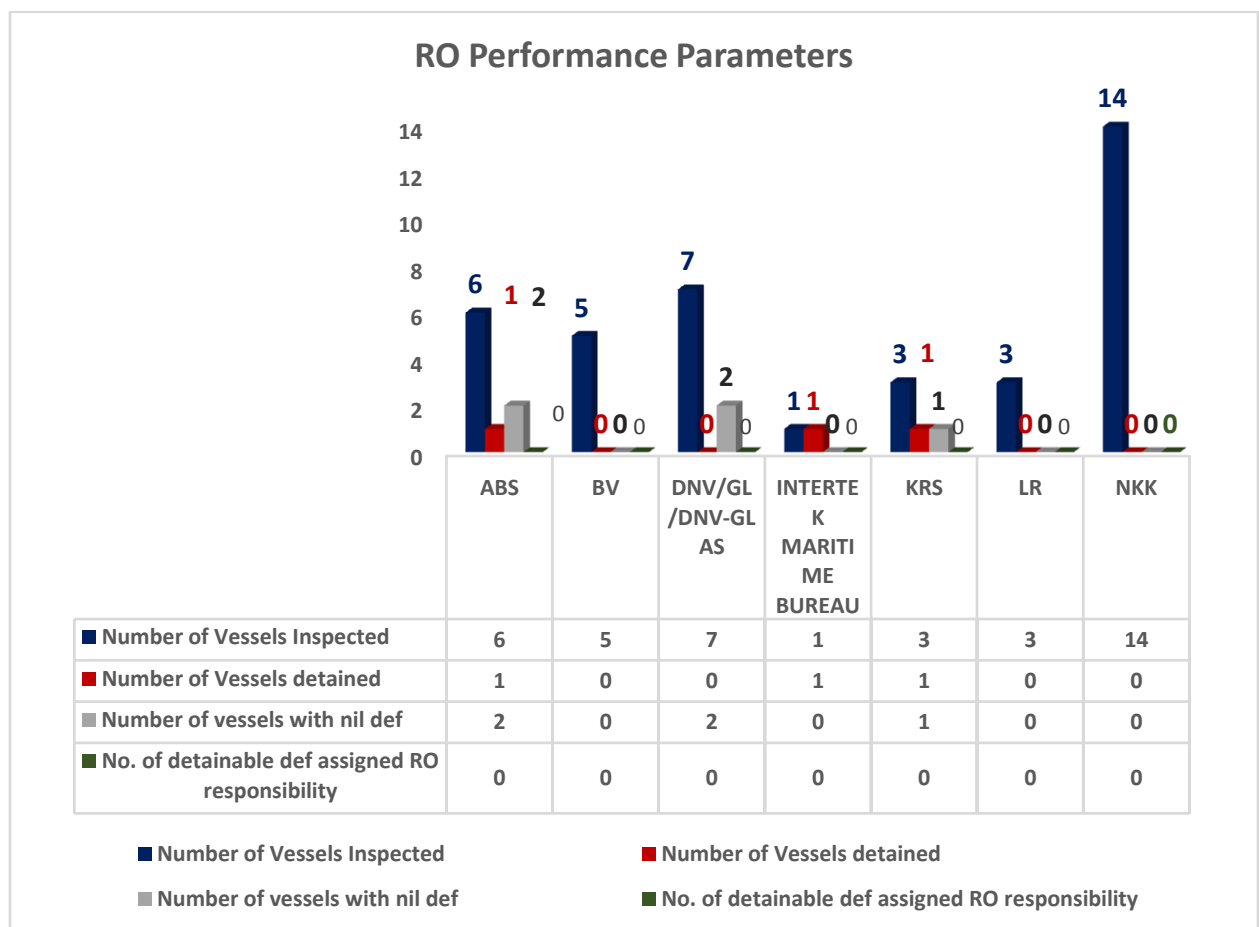
Note: Average number of deficiencies/ship include detainable deficiencies.

## Performance based on ship type

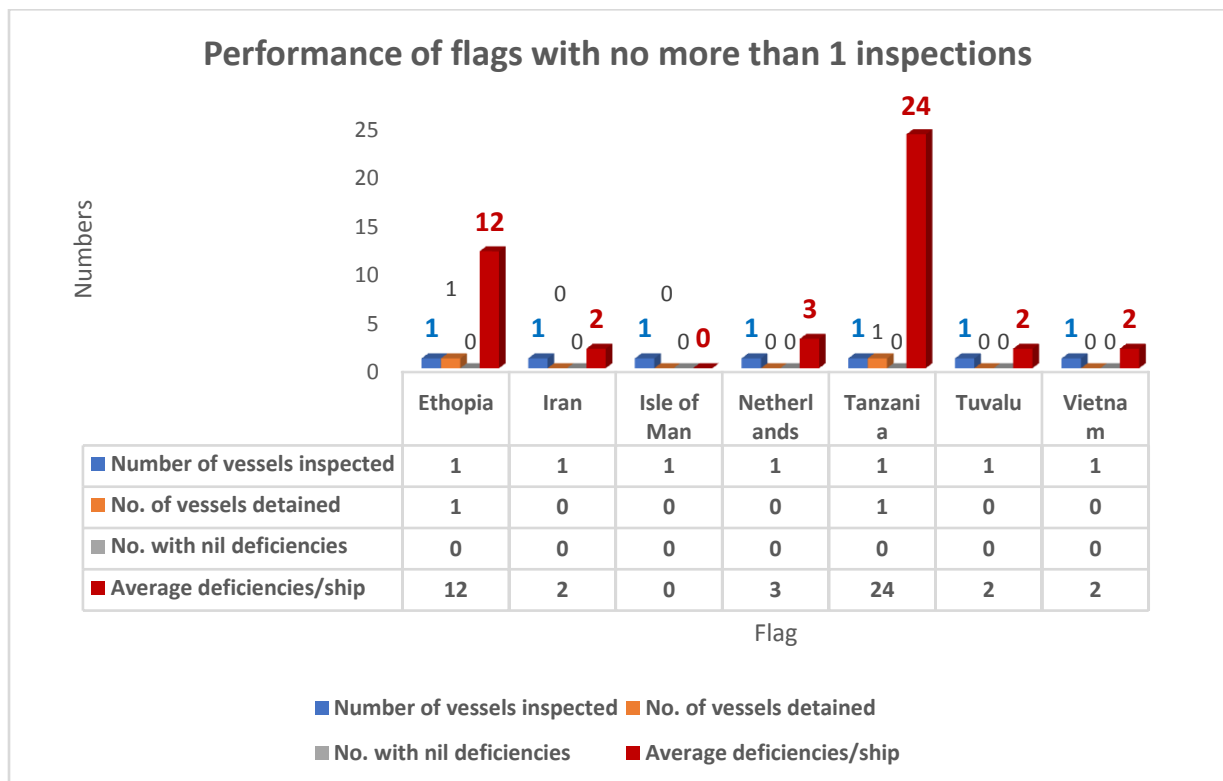
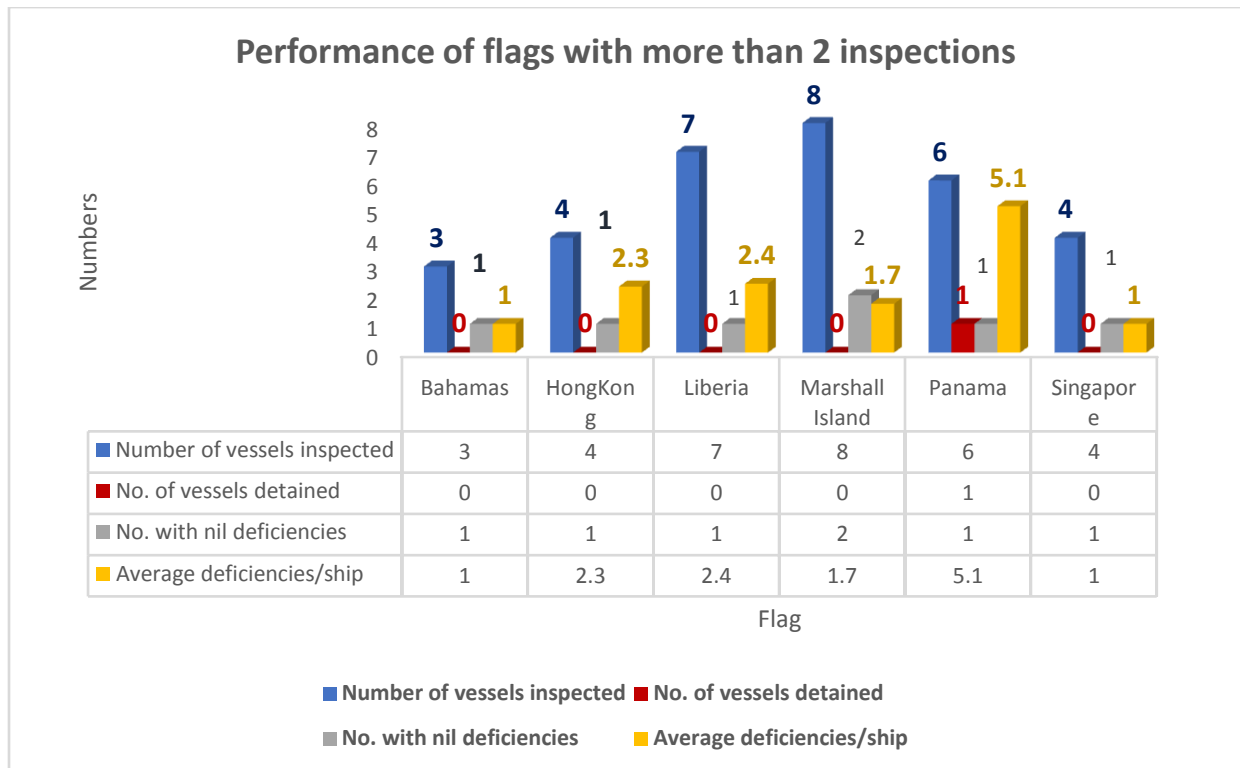




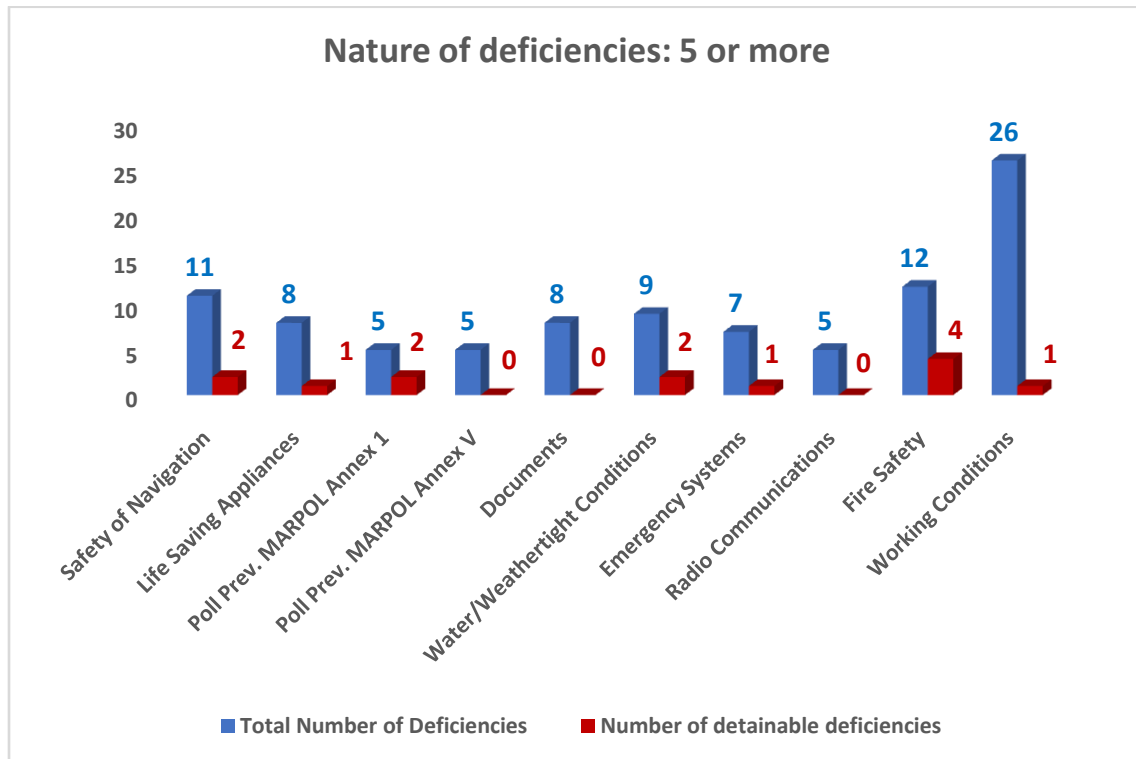
#### 4. The performance of Recognized Organizations



## 5. The performance of flags of the vessels inspected



## 6. The deficiency analysis



## 7. The detained vessels

Name	IMO No.	FLAG	RO	AGE/TYPE
FF WISH	9146962	Panama	KRS	21/Bulk Carrier
AURELIA	9084475	Tanzania	IMB	25/Chemical Tanker
SHEBELLE	9385594	Ethopia	ABS	13/Other Cargo Vessel

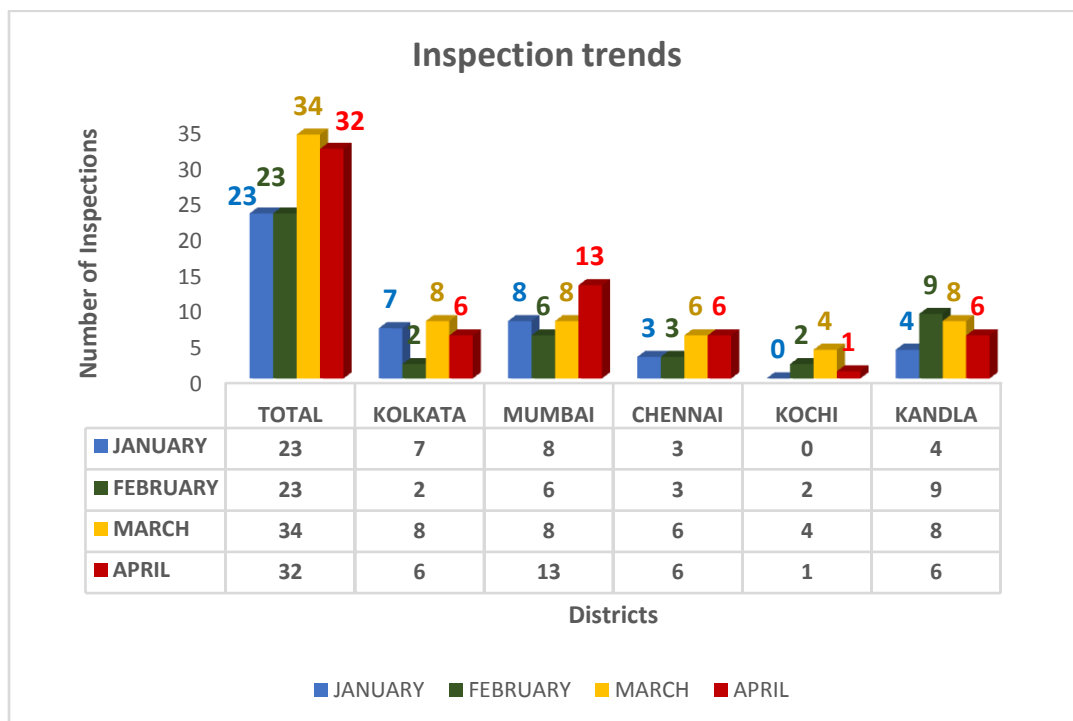
## 8. The performance analysis

- There is a continual trend of increasing percentage of high risk vessel inspection.
- Kochi district with 15 inspections conducted maximum inspections among all 5 districts.
- The detention percentage has gone up from 6.8% in March 17 to 7.7% in April 17. The number of detainable deficiencies per detained ships have also gone up from 1 in March to 6.3 in April 17. However, the average def/ship has gone down from 3.5 in March to 3.2 in April 17.

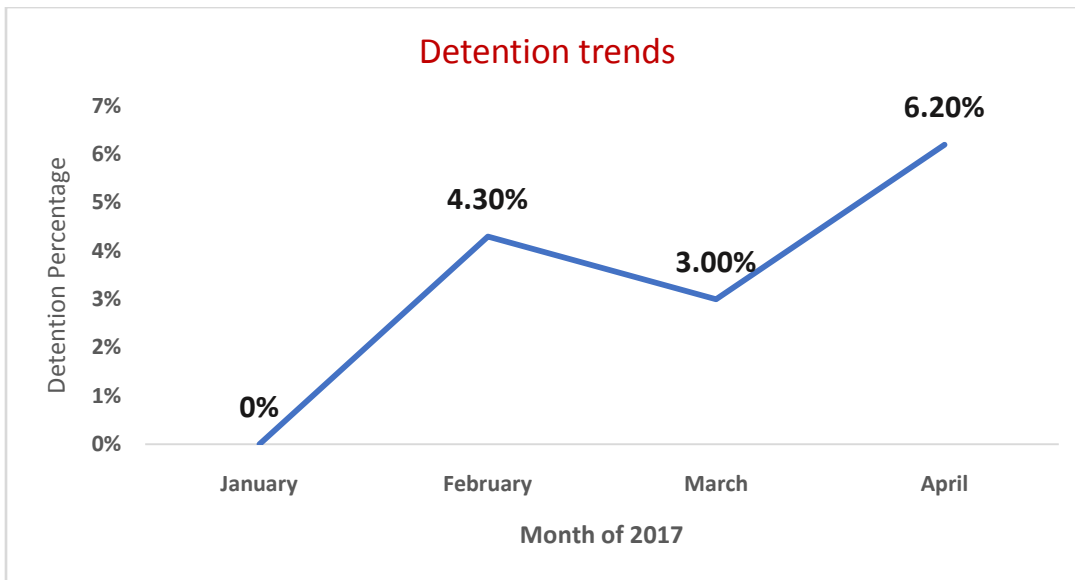
- Though high risk vessels have highest detention rate of 10.3% and these vessels have also highest percentage of ships with no deficiencies, that is, 27.6% among all risk type vessels.
- Vessels with more than 20 years of age and with 2 detentions out of a total of 3 inspections constitute the high-risk age category.
- Other Cargo vessels with 20% detention rate and an average deficiency per ship of 6.2 constitute the high-risk type category.
- Among the recognized organizations, ABS, KRS & Intertek Maritime Bureau had 1 detentions each.
- Among the Flags with 2 or more inspections, Panama Flag with 1 detention out of 6 inspection and an average of 5.1 deficiencies per ship.
- Failures in safety with 4 detainable constitute the area with most number of detainable deficiencies.
- Working conditions with a total of 26 total deficiencies and 1 detainable deficiency is an area of concern.

## B. The Flag State Inspection of Indian Flag Vessels

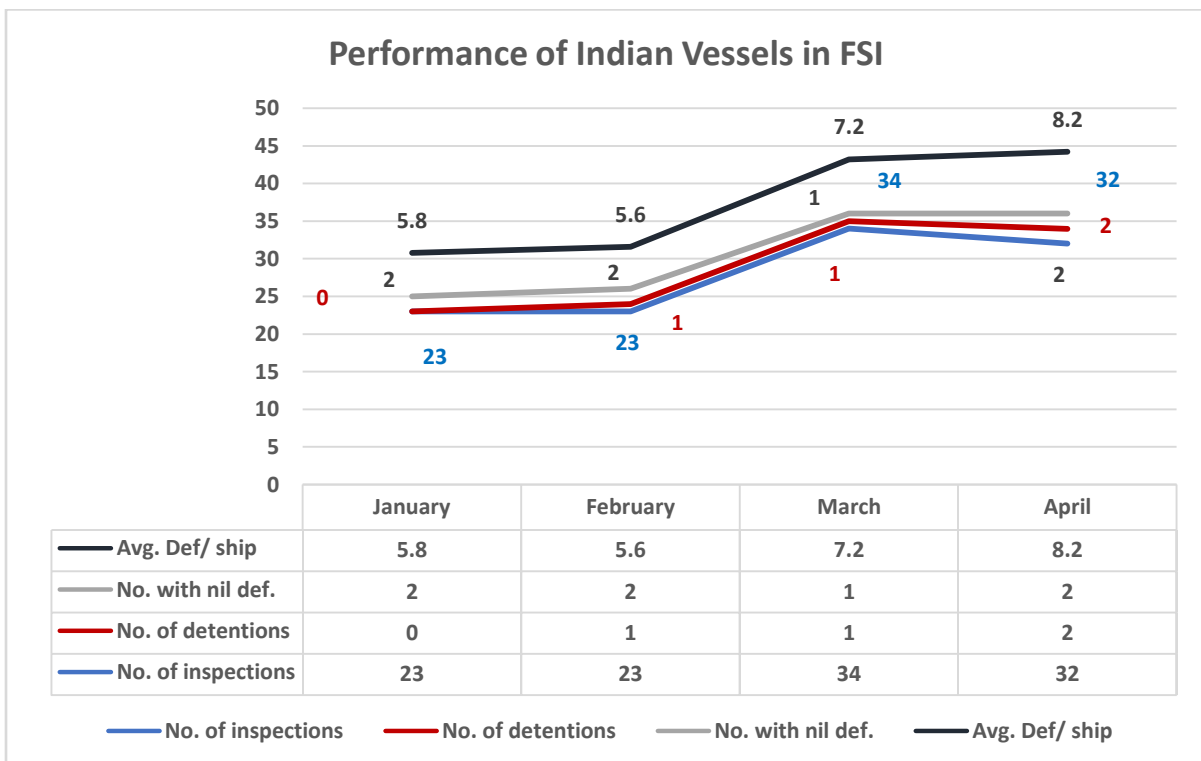
### 1. Number of FSI Inspections



## 2. The detention trends

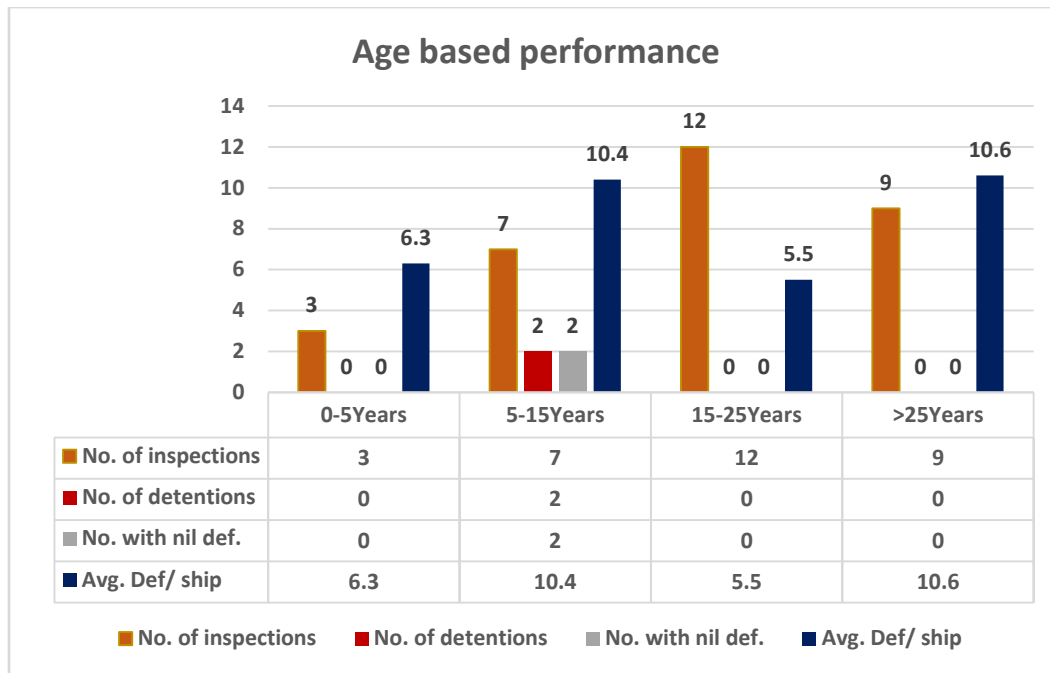


## 3. Performance parameter analysis

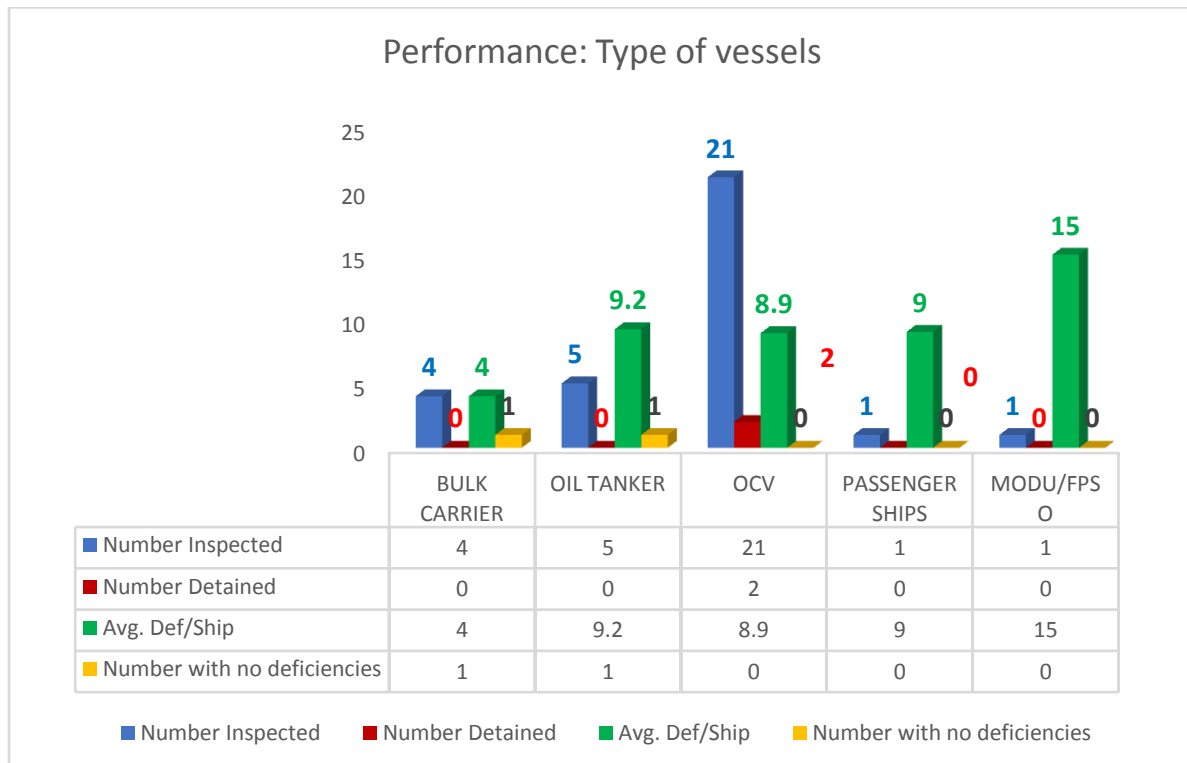




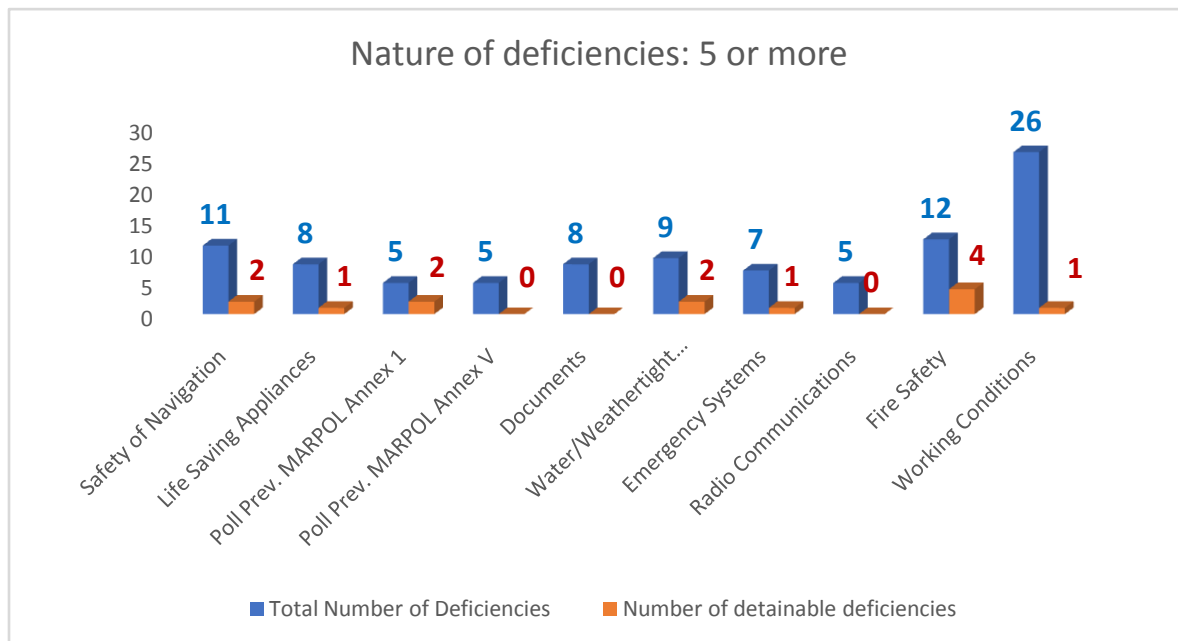
#### 4. The age based performance of Indian Vessels



#### 5. The type based performance of Indian Flag vessels



## 6. The breakup of deficiencies



## 7. The detained vessels

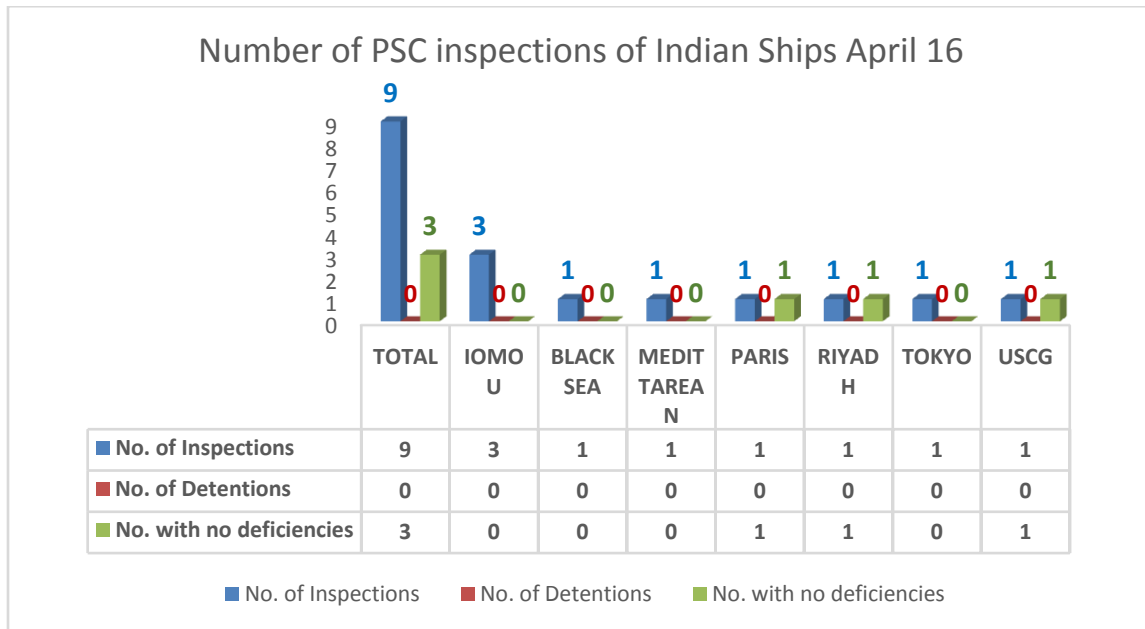
Name	IMO No.	Age/Type	Date of Detention	Date of last survey	Owner/Manager
Offshore Runner	9510163	9/OCV	3/4/2017	21/3/2017	Raj Shipping Agencies
JINDAL MEENAKSHI	9528407	8/OCV	21/04/2017	18/06/2016	Sushe Marine Sevices Pvt. Ltd.

## 8. The performance analysis

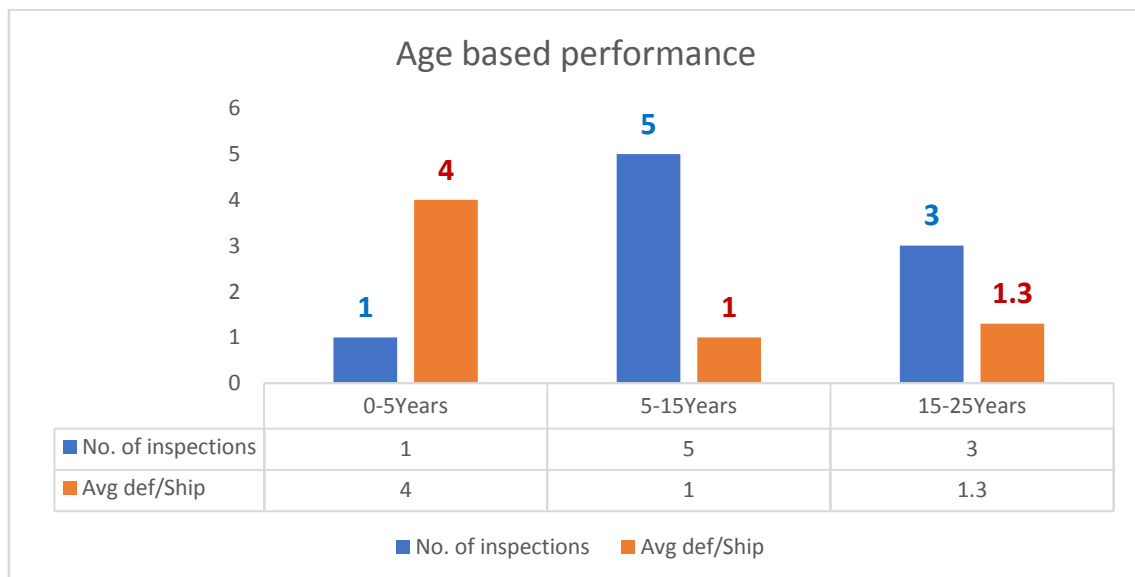
- The detention rate has increased from 3% in March 17 to 6.2% in April 17.
- The average deficiencies per vessels has increased to 8.2 per ship in April 17 from 7.2 per ship in March 17.
- The detained vessels are in the age bracket 5-15 years and are other cargo vessels.
- The average deficiencies per ship is 10.6 for vessels of 25 years of age or more and 10.4 per ship for vessels in the age bracket 5-15 years.
- The fire safety measures is the area with maximum detainable deficiencies and working conditions is the area with maximum deficiencies.

## C. The performance of Indian Flag Ships in PSC inspections abroad

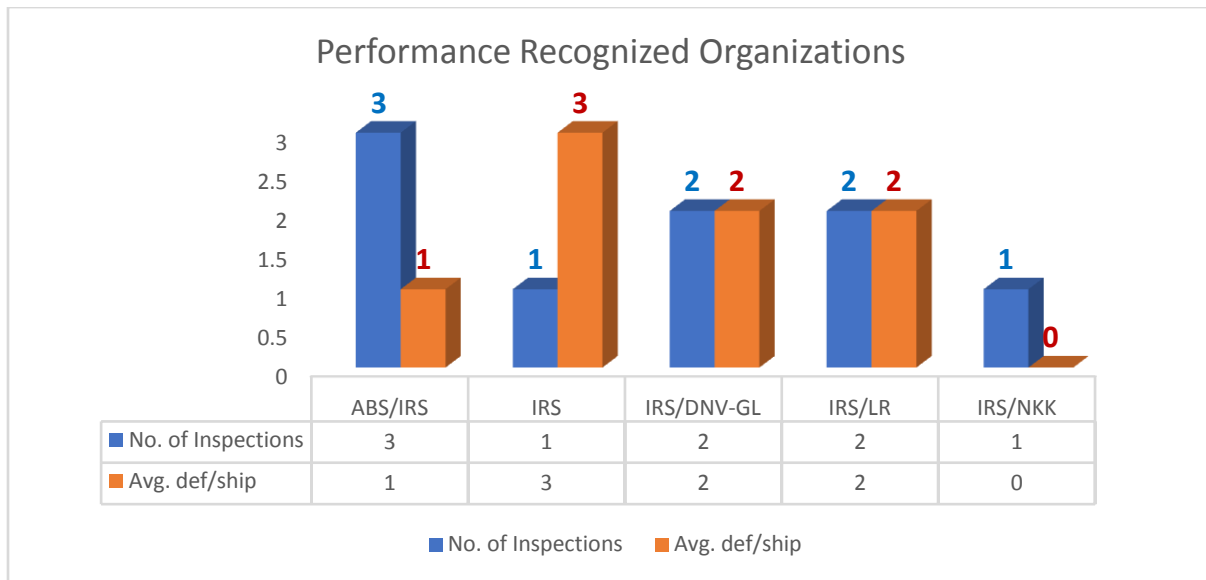
### 1. Number of inspection



### 2. The performance of Indian vessels based on age



### 3. The performance of Recognized Organizations



### 4. The performance analysis

- a) Indian Ships were inspected for port state in 6 MOU's across the world apart from USCG.
- b) There were nil detentions in April 17.
- c) In Paris MOU and USCG, one Indian ship each were inspected with nil deficiencies.
- d) On basis of number of deficiencies, the vessels in the age group 0-5years had maximum average deficiencies of 4 per ship among all age groups.

XX

Prepared by: Shri Vikrant Rai, Engineer & Ship Surveyor

Approved by: Shri B.R.Sekhar, Chief Surveyor

**List of Authorized Surveyors April 2017**

<b><u>Sr.No</u></b>	<b><u>MMD</u></b>	<b><u>Name of the PSCO</u></b>	<b><u>FSI</u></b>	<b><u>PSC</u></b>	<b><u>April , 2017</u></b>	
			Authorization		FSI	PSC
1	Kandla	Capt. S.K.Shukla, PO	Yes	Yes	<b>0</b>	<b>1</b>
2		Shri P C Majhi, E&SS	Yes	Yes	<b>2</b>	<b>2</b>
3		Shri Y Jaisinghani, SS	<b>Not yet authorized</b>	<b>Not yet authorized</b>	NA	NA
		Capt A K Patel, NS	Yes	<b>Yes</b>	<b>4</b>	0
4	Kolkata	Capt R Sagar, NS	Yes	<b>Not yet authorized</b>	<b>0</b>	NA
5		Shri K M Rao, E&SS	Yes	<b>Not yet authorized</b>	<b>2</b>	NA
6		Shri S K Das, E&SS	Yes	Yes	<b>0</b>	<b>3</b>
7		Shri S S Murty, E&SS	Yes	Yes	<b>3</b>	0
8		Capt N Mukesh, NS	<b>Yes</b>	<b>Not yet authorized</b>	0	NA
9		Shri A K Sinha , E&SS	Yes	<b>Not yet authorised</b>	2	NA
10		Shri U Rehman, E&SS	Yes	Yes	<b>1</b>	0
11		Shri A Chaki, E&SS	Yes	<b>Yes</b>	<b>1</b>	5
12		Shri R R Subbarao, E&SS	<b>Yes</b>	<b>Not yet authorised</b>	0	NA
13	Chennai	Shri J Mukhopadhyay, E&SS	Yes	Yes	1	0
14		Capt S K Das , Dy NA	Yes	Yes	<b>0</b>	<b>0</b>
15		Shri A K Choudhary, E&SS	Yes	Yes	<b>0</b>	<b>2</b>
16		Shri J Senthilkumar, E&SS	Yes	Yes	<b>1</b>	0

<b><u>List of Authorized Surveyors</u></b>						
<b><u>Sr. No</u></b>	<b><u>MMD</u></b>	<b><u>Name of the PSCO</u></b>	<b><u>FSI</u></b>	<b><u>PSC</u></b>	<b><u>Mar, 2017</u></b>	
			Authorisation		FSI	PSC
17	Chennai	Shri Gopikrishna C, E&SS	Yes	Yes	<b>2</b>	2
18		Capt M K Behl,NS	<b>Not yet authorised</b>	<b>Not yet authorised</b>	NA	NA
19		Capt T Ghosh,NS	<b>Not yet authorised</b>	<b>Not yet authorised</b>	NA	NA
20		Shri J V S Bharathi, R I	Accompanies the PSC/FSI Surveyor for carrying out PSC/FSI		NA	NA
21		Shri S S Gadkar, Dy CS (I/C)	Yes	Yes	0	0
22		Capt S I Abul Kalam Azad, NS	Yes	Yes	0	3
23		Shri S Oraon, E&SS	Yes	Yes	3	2
24		Capt D J Joseph,NS	Posted to DGS Mumbai		NA	NA
25		Capt A Joseph ,NS	Posted to DGS Mumbai		NA	NA
26		Shri Shirish Kumar , E&SS	Yes	Yes	1	0
27		Shri S K Shrivastava, E&SS	Yes	Yes	6	0
28		Shri N Oommen, Ship surveyour	<b>Not yet authorised</b>	<b>Not yet authorised</b>	NA	NA
29		Capt V S Manhas , NS	<b>Not yet authorised</b>	<b>Not yet authorised</b>	NA	NA
30		Shri Anapu Srinivas Prasad	Yes	<b>Not yet authorised</b>	2	NA

	<b><u>MMD</u></b>	<b><u>Name of the PSCO</u></b>	<b><u>FSI</u></b>	<b><u>PSC</u></b>	<b><u>Mar 2017</u></b>	
			Authorisation		FSI	PSC
31	Mumbai	Capt R Poswal, NS	MMD Noida		NA	
32		Shri G L Meena , E&SS	<b>To be authorized</b>	<b>To be authorized</b>	NA	NA
33		Capt K R Sundaram, NS	<b>To be re-authorized</b>	<b>To be re-authorized</b>	NA	NA
34		Shri B Mohapatra, R I	As a team member along with authorized Surveyor	As a team member along with authorized Surveyor	NA	NA
35		Shri V R Padukone, R I	As a team member, along with authorized Surveyor	As a team member, along with authorized Surveyor	NA	NA
36		Shri Bodh Raj , E&SS	Yes	Yes	<b>0</b>	4
37		Shri A Wankhede, E&SS	Yes, however, Posted to DGS Mumbai on 02.06.2016		NA	NA
38		Shri S Kamath, E&SS	Yes however, Posted to DGS Mumbai on 12.07.2016		NA	NA
39		Shri Vikrant Rai, E&SS	Yes, however, Posted to DGS Mumbai on 06.06.2016		NA	NA
40	Kochi	Shri L Natrajan, SS	Yes	Yes	<b>0</b>	<b>2</b>
41		Capt S K Nair, NS	<b>Not yet authorized</b>	<b>Not yet authorized</b>	NA	NA
42		Shri P Nair, E&SS	Yes	<b>Not yet authorised</b>	<b>1</b>	NA
43		Shri Kiran C S , E&SS	Yes	Yes	<b>0</b>	<b>2</b>
44		Shri V V Paul, E&SS	Yes	Yes	<b>0</b>	11
		<b>Total</b>			<b>32</b>	<b>39</b>